



# FX Products

## 2008 Product Guide and Calendar



# REACH YOUR VISION

In a world of increasing volatility, customers around the globe rely on CME Group as their premier source for managing risk. Formed by the 2007 merger of the Chicago Mercantile Exchange and the Chicago Board of Trade, CME Group is the largest and most diverse exchange in the world. We offer the widest range of benchmark products available on any exchange – providing you with the tools you need to meet your business objectives, achieve your financial goals and, ultimately, reach your vision.

Specifically, we offer futures and options based on interest rates, equity indexes, foreign exchange, commodities, and alternative investment products such as weather and real estate. In 2006 our combined volume exceeded 2.2 billion contracts – worth more than \$1,000 trillion – with three-quarters of our trades executed electronically. CME Clearing matches and settles all trades and guarantees the creditworthiness of every transaction that takes place in our markets.

CME Group, traded on the New York Stock Exchange and NASDAQ under the symbol “CME,” is dedicated to ongoing innovation and unsurpassed customer service so you can manage best what matters most.

# CME GROUP FX PRODUCTS

CME Group is the largest regulated marketplace for FX (foreign exchange) trading, and the second largest electronic marketplace for FX trading in the world. We offer 41 contracts and 31 options contracts based on 19 global currencies, including major world currencies and currencies of emerging markets. Our FX volume has grown significantly in recent years, with average daily notional value of trades that exceeds \$80 billion. CME Group offers transparent pricing in a regulated, centralized marketplace that provides equal access to all participants.

Our FX market serves as an effective and efficient means of risk transfer for the global FX market, bringing together a broad array of client segments – including banks, hedge funds, proprietary trading firms and individual traders – by offering investment as well as risk management opportunities.



# WELCOME TO THE 2008 CME GROUP FX PRODUCT GUIDE AND CALENDAR

For the convenience of our customers, this calendar provides an overview of contract specifications, expiration dates, and relevant economic release dates for 2008, as well as quote vendor symbols and other useful information about one of the most popular CME Group product lines.

## TABLE OF CONTENTS

GENERAL INFORMATION	1
FX FUTURES AND OPTIONS CONTRACT SPECIFICATIONS	21
EMERGING MARKET FX FUTURES AND OPTIONS	31
CME\$INDEX FUTURES AND OPTIONS	41
FX CROSS-RATE FUTURES AND OPTIONS	43
2008 CALENDAR	61
QUOTE VENDOR SYMBOLS	75
CONTACT INFORMATION	84

# GENERAL INFORMATION

## FX FUTURES

---

### Trading Hours in Central Time (CT)

**CME Globex Electronic Markets:** Sunday – Opens at 3:00 p.m. (for the next trade date) to 4:00 p.m. the following day. Monday through Friday – Opens at 5:00 p.m. (for the next trade date) to 4:00 p.m. the next day. Except on Friday – Closes at 4:00 p.m. and reopens Sundays at 3:00 p.m.

**Open Outcry:** 7:20 a.m. – 2:00 p.m. Monday through Friday

### FX Contract Month Listings

Six months in the March quarterly cycle (Mar, Jun, Sep, Dec) for CME Group futures on: Australian dollar, Australian dollar/Canadian dollar, Australian dollar/Japanese yen, Australian dollar/New Zealand dollar, British pound, British pound/Japanese yen, British pound/Swiss franc, Canadian dollar, Canadian dollar/Japanese yen, CME\$INDEX, Czech koruna, Euro FX, Euro FX/Australian dollar, Euro FX/British pound, Euro FX/Canadian dollar, Euro FX/Czech koruna, Euro FX/Hungarian forint, Euro FX/ Japanese yen, Euro FX/Norwegian krone, Euro FX/Polish zloty, Euro FX/Swedish krona, Euro FX/Swiss franc, Hungarian forint, Israeli shekel, Japanese yen, New Zealand dollar, Norwegian krone, Polish zloty, Swedish krona, Swiss franc and Swiss franc/Japanese yen.

Twelve consecutive contract months for CME Group futures on: Brazilian real.

Thirteen consecutive calendar months plus two deferred March quarterly cycle contract months for CME Group futures on: Chinese renminbi, Chinese renminbi/euro, Chinese renminbi/Japanese yen, Korean won, Mexican peso and South African rand.

Two months in the March quarterly cycle (Mar, Jun, Sep, Dec) for CME Group futures on: E-mini Euro FX and E-mini Japanese Yen.

Four months in the March quarterly cycle (Mar, Jun, Sep, Dec) for CME Group futures on: Russian ruble.

---

## Last Trading Day

Trading ceases at 9:16 a.m. CT on the second business day immediately preceding the third Wednesday of the contract month (usually Monday), except for, Brazilian real, Canadian dollar, Chinese renminbi, Chinese renminbi/euro, Chinese renminbi/Japanese yen and Russian ruble.

Canadian dollar futures terminate trading at 9:16 a.m. CT on the business day immediately preceding the third Wednesday of the contract month (usually Tuesday).

Brazilian real futures terminate trading at 2:00 p.m. CT on the last business day of the month for the Central Bank of Brazil immediately preceding the contract month.

Close of trading for contracts on the Russian ruble is 11:00 a.m. Moscow time on the fifteenth day of the month, or, if not a business day, on the next business day for the Moscow interbank foreign exchange market.

Chinese renminbi, Chinese renminbi/euro and Chinese renminbi/Japanese yen terminate trading at 9:00 a.m. Beijing time on the first Beijing business day immediately preceding the third Wednesday of the contract month (usually Tuesday in Beijing), which is 7:00 p.m. CT in winter or 8:00 p.m. CT in summer on the second Chicago business day preceding the third Wednesday of the contract month (usually Monday evening CT).

---

### **Delivery or Cash Settlement**

Physical delivery takes place on the third Wednesday of the contract month, in the country of issuance at a bank designated by the clearing house except for Brazilian real, Chinese renminbi, Chinese renminbi/euro, Chinese renminbi/Japanese yen, Korean won and Russian ruble which are cash settled.

### **Maximum Price Fluctuation (Banding)**

No price limits for floor or electronic trading; however, for electronic trading, automated price banding prevents execution of orders at prices outside set parameters based on the last sale, best bid or best offer. Price banding prevents the entry of limit orders more than a predetermined amount above the last price in the case of bids and more than the same predetermined amount below the last price in the case of offers. The band “shadows” the last CME Group currency futures price as it reacts to new transaction prices, higher bids and lower offers.

# FX OPTIONS

---

## Trading Hours Central Time (CT)

**CME Globex Electronic Markets:** Sunday – Opens at 3:00 p.m. (for the next trade date) to 4:00 p.m. the following day. Monday through Friday – Opens at 5:00 p.m. (for the next trade date) to 4:00 p.m. the next day. Except on Friday – Closes at 4:00 p.m. and reopens Sundays at 3:00 p.m.

**Open Outcry:** 7:20 a.m. – 2:00 p.m. Monday through Friday

## FX Options Contracts

For Australian dollar, British pound, Canadian dollar, CME\$INDEX, Czech koruna, Euro FX, Euro FX/British pound, Euro FX/Czech koruna, Euro FX/Hungarian forint, Euro FX/Japanese yen, Euro FX/Polish zloty, Euro FX/Swiss franc, European-style British pound, European-style Canadian dollar, European-style Euro FX, European-style Japanese yen, European-style Swiss franc, Hungarian forint, Israeli shekel, Japanese yen, New Zealand dollar, Polish zloty, Russian ruble and Swiss franc, the contract listings are as follows:

### Quarterly Options

#### *Contract Listings*

The first four months in the March quarterly cycle.

#### *Expiration/Last Trading Day*

Close of trading is on the second Friday immediately preceding the third Wednesday of the contract month.

Exceptions are the Russian ruble contract, for which the expiration is at 11:00 a.m. Moscow time on the fifteenth day of the month or, if this is not a business day, then on the next business day for the Moscow interbank foreign exchange market, and the Israeli shekel contract, for which the expiration is at the close of trading on the second Thursday immediately preceding the third Wednesday of the contract month.



---

## **Serial Options (except the Russian ruble)**

### *Contract Listings*

Two serial options are listed at any time. Their expirations precede that of the underlying futures contract by one and two months. For example, following the expiration of the March futures and options cycle, April and May serial options on the front June futures contract are still available for trading.

Consequently, the serial option expirations fall in Jan, Feb, Apr, May, Jul, Aug, Oct and Nov.

### *Expiration/Last Trading Day*

Close of trading is on the second Friday immediately preceding the third Wednesday of the contract month, except the Israeli shekel, for which the close of trading is on the second Thursday immediately preceding the third Wednesday of the contract month.

## **Weekly Options**

### *Contract Listings*

Four weekly options are listed at any time, with the following exceptions, for which weekly options are not currently listed: Czech koruna, Hungarian forint, Polish zloty, Euro FX/Czech koruna, Euro FX/Hungarian forint and Euro FX/Polish zloty.

### *Expiration/Last Trading Day*

Close of trading is on the four nearest Fridays that are not also terminations for quarterly and serial options, except the Israeli shekel, for which the close of trading is on the second Thursday immediately preceding the third Wednesday of the contract month.

---

## **FX Options Contracts**

For Brazilian real, Chinese renminbi, Chinese renminbi/euro, Chinese renminbi/Japanese yen, Korean won, Mexican peso and South African rand, the CME Group contract listings are as follows:

### **Monthly Options**

#### *Contract Listings*

Twelve consecutive contract months for the Brazilian real, the Chinese renminbi, the Chinese renminbi/euro, the Chinese renminbi/Japanese yen, the Korean won, the Mexican peso and the South African rand.

#### *Expiration/Last Trading Day*

Close of trading is on the second Friday immediately preceding the third Wednesday of the contract month for the Mexican peso and the South African rand. For the Brazilian real, the Chinese renminbi, the Chinese renminbi/euro, the Chinese renminbi/Japanese yen and the Korean won, the close of trading is the same as the underlying futures contract.

### **Weekly Options**

#### *Contract Listings*

Four weekly options are listed at any time.

#### *Expiration/Last Trading Day*

Close of trading is on the four nearest Fridays that are not also terminations for monthly options.

### Ticker Symbol Nomenclature

CME Group disseminates currency market data over a ticker feed to the direct quote vendor's networks. Currency options ticker symbols in some cases are the same as the currency futures ticker symbols (EC for both futures and options for Euro FX). Here, the letters "C" and "P" are added for calls and puts, respectively. In other cases, unique option codes are denoted (CJ for calls and PJ for puts for Japanese yen options). Even though these contracts have different option codes from the futures, the letters "C" and "P" are still part of the message. Each individual section of this calendar contains the specific ticker symbols. The same codes are used for pit-traded and electronically-traded currency options (not traded side-by-side so different ticker codes are not required for the two trading venues).

These currency ticker symbols combine with standard calendar month codes:

January = F	February = G	March = H
April = J	May = K	June = M
July = N	August = Q	September = U
October = V	November = X	December = Z

Calendar year suffix 2008 = 08 specifies the year of individual currency futures contract months.

---

Number designations are added to reflect specific exercise prices. Weekly options have separate codes which were designed to include the number of the weekly expiration (one through five) combined with a unique letter for the specific currency.

The weekly options will also include the month and year indicator along with the “C” and “P” for calls and puts (1XH08 C = the first weekly CME Group Euro FX March 2008 call option, 4JM08 P = the fourth weekly CME Group Japanese Yen June 2008 put option).

Sample ticker symbol transmissions for currency options:

A price transmitted with the symbol “ECH08 C9100” is the price for the March 2008 9100 call options for CME Group Euro FX futures.

A price transmitted with the symbol “PJM08 P8400” is the price for the June 2008 8400 put options for CME Group Japanese Yen futures.

A price transmitted with the symbol “2XH08 P9050” is the price for the Week 2 – 9050 put options on the nearby March quarterly cycle CME Group Euro FX futures.

A price transmitted with the symbol “5JH08 C8350” is the price for the Week 5 – 8350 call options on the nearby March quarterly cycle CME Group Japanese Yen futures.

These ticker symbols are accompanied by price information over the ticker feed to the direct quote vendors. Some quote vendors choose to get their ticker feed directly from CME Group; others may obtain the information from one of the direct vendors. Please note that individual quote vendors assign their own nomenclature to define CME Group quotations (see “Quote Vendor Symbols” on page 75).

# CME E-equivalents

## FX futures in spot equivalent prices — free, real-time and online

CME E-equivalents is a free Web-based application that displays real-time FX prices in spot equivalent terms for all 41 FX futures products. The application makes FX futures markets more easily accessible to traders accustomed to the pricing format of the FX spot markets.

It also offers:

- Pricing for American- and European-style options on futures in British pound, Canadian dollar, Euro FX, Japanese yen and Swiss franc
- Live quotes for three currency pairs per page
- Top five bids and offers in spot market convention
- Forward rate quotes from ICAP, the world's largest interdealer broker
- Links to educational material, events and other helpful trading information

This tool enables traders to compare the spot-equivalent FX futures price with the spot market price to determine which market has tighter spreads and deeper liquidity. E-equivalents can be found at [www.cme.com/e-equivalents](http://www.cme.com/e-equivalents).

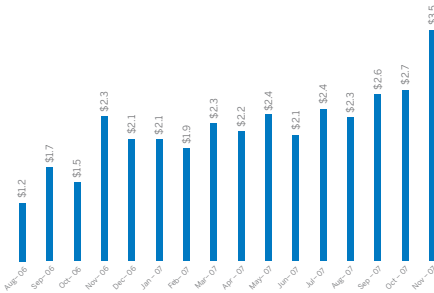
CME FOREIGN EXCHANGE PRODUCTS																																																																														
CME FOREIGN EXCHANGE PRODUCTS		CME E-EQUIVALENTS		CME EUROPEAN STYLE FX OPTIONS		CME AMERICAN STYLE FX OPTIONS																																																																								
Target Dates: Euro/FX, Japanese Yen, British Pound		Time: 1:36:24 PM CDT		Total open Volume: 900,000		Total open National: 72,000																																																																								
<table border="1"> <thead> <tr> <th colspan="2">Futures Bid</th> <th colspan="2">Futures Ask</th> <th colspan="2">Forward points for the Euro Futures contract for trade date 06/20/07</th> </tr> </thead> <tbody> <tr> <td>48</td> <td>13642</td> <td>High 13715</td> <td>Low 13607</td> <td>Volume 208,721</td> <td>13643</td> <td>164</td> </tr> <tr> <td>193</td> <td>13641</td> <td>Low 13607</td> <td>Last 13662</td> <td>National 26,090</td> <td>13644</td> <td>293</td> </tr> <tr> <td>304</td> <td>13640</td> <td></td> <td></td> <td>In Euros</td> <td>13645</td> <td>274</td> </tr> <tr> <td>302</td> <td>13639</td> <td></td> <td></td> <td></td> <td>13646</td> <td>220</td> </tr> <tr> <td>279</td> <td>13638</td> <td></td> <td></td> <td></td> <td>13647</td> <td>206</td> </tr> <tr> <td>1090</td> <td>13635</td> <td></td> <td></td> <td></td> <td>13649</td> <td>1147</td> </tr> <tr> <td colspan="2">Contract Size 125,000</td> <td colspan="2">Contract Size 125,000</td> <td colspan="2">Contract Size 125,000</td> <td></td> </tr> <tr> <td colspan="2">Last 13662</td> <td colspan="2">Last 13662</td> <td colspan="2">Last 13662</td> <td></td> </tr> <tr> <td colspan="2">Forward Points = 25.40</td> <td colspan="2">Forward Points = 25.90</td> <td colspan="2">Forward Points = 25.90</td> <td></td> </tr> </tbody> </table>										Futures Bid		Futures Ask		Forward points for the Euro Futures contract for trade date 06/20/07		48	13642	High 13715	Low 13607	Volume 208,721	13643	164	193	13641	Low 13607	Last 13662	National 26,090	13644	293	304	13640			In Euros	13645	274	302	13639				13646	220	279	13638				13647	206	1090	13635				13649	1147	Contract Size 125,000		Contract Size 125,000		Contract Size 125,000			Last 13662		Last 13662		Last 13662			Forward Points = 25.40		Forward Points = 25.90		Forward Points = 25.90		
Futures Bid		Futures Ask		Forward points for the Euro Futures contract for trade date 06/20/07																																																																										
48	13642	High 13715	Low 13607	Volume 208,721	13643	164																																																																								
193	13641	Low 13607	Last 13662	National 26,090	13644	293																																																																								
304	13640			In Euros	13645	274																																																																								
302	13639				13646	220																																																																								
279	13638				13647	206																																																																								
1090	13635				13649	1147																																																																								
Contract Size 125,000		Contract Size 125,000		Contract Size 125,000																																																																										
Last 13662		Last 13662		Last 13662																																																																										
Forward Points = 25.40		Forward Points = 25.90		Forward Points = 25.90																																																																										
<table border="1"> <thead> <tr> <th colspan="2">Futures Bid</th> <th colspan="2">Futures Ask</th> <th colspan="2">Forward points for the Euro Futures contract for trade date 06/20/07</th> </tr> </thead> <tbody> <tr> <td>131</td> <td>8491</td> <td>High 8465</td> <td>Low 8402</td> <td>Volume 88,858</td> <td>8410</td> <td>18</td> </tr> <tr> <td>341</td> <td>8442</td> <td>Low 8402</td> <td>Last 8411</td> <td>National 9,282</td> <td>8489</td> <td>257</td> </tr> <tr> <td>276</td> <td>8413</td> <td></td> <td></td> <td>In U.S. Dollars</td> <td>8480</td> <td>329</td> </tr> <tr> <td>296</td> <td>8414</td> <td></td> <td></td> <td></td> <td>8487</td> <td>260</td> </tr> <tr> <td>283</td> <td>8415</td> <td></td> <td></td> <td></td> <td>8486</td> <td>187</td> </tr> <tr> <td>1304</td> <td>84132</td> <td></td> <td></td> <td></td> <td>84076</td> <td>1943</td> </tr> <tr> <td colspan="2">Contract Size 12,500,000</td> <td colspan="2">Contract Size 12,500,000</td> <td colspan="2">Contract Size 12,500,000</td> <td></td> </tr> <tr> <td colspan="2">Last 8411</td> <td colspan="2">Last 8411</td> <td colspan="2">Last 8411</td> <td></td> </tr> <tr> <td colspan="2">Forward Points = 75.00</td> <td colspan="2">Forward Points = 75.50</td> <td colspan="2">Forward Points = 75.50</td> <td></td> </tr> </tbody> </table>										Futures Bid		Futures Ask		Forward points for the Euro Futures contract for trade date 06/20/07		131	8491	High 8465	Low 8402	Volume 88,858	8410	18	341	8442	Low 8402	Last 8411	National 9,282	8489	257	276	8413			In U.S. Dollars	8480	329	296	8414				8487	260	283	8415				8486	187	1304	84132				84076	1943	Contract Size 12,500,000		Contract Size 12,500,000		Contract Size 12,500,000			Last 8411		Last 8411		Last 8411			Forward Points = 75.00		Forward Points = 75.50		Forward Points = 75.50		
Futures Bid		Futures Ask		Forward points for the Euro Futures contract for trade date 06/20/07																																																																										
131	8491	High 8465	Low 8402	Volume 88,858	8410	18																																																																								
341	8442	Low 8402	Last 8411	National 9,282	8489	257																																																																								
276	8413			In U.S. Dollars	8480	329																																																																								
296	8414				8487	260																																																																								
283	8415				8486	187																																																																								
1304	84132				84076	1943																																																																								
Contract Size 12,500,000		Contract Size 12,500,000		Contract Size 12,500,000																																																																										
Last 8411		Last 8411		Last 8411																																																																										
Forward Points = 75.00		Forward Points = 75.50		Forward Points = 75.50																																																																										
<table border="1"> <thead> <tr> <th colspan="2">Futures Bid</th> <th colspan="2">Futures Ask</th> <th colspan="2">Forward points for the Euro Futures contract for trade date 06/20/07</th> </tr> </thead> <tbody> <tr> <td>17</td> <td>19955</td> <td>High 20040</td> <td>Low 19859</td> <td>Volume 97,720</td> <td>19956</td> <td>1</td> </tr> <tr> <td>176</td> <td>19954</td> <td>Low 19859</td> <td>Last 19955</td> <td>National 6,108</td> <td>19957</td> <td>21</td> </tr> <tr> <td>76</td> <td>19953</td> <td></td> <td></td> <td>In British Pounds</td> <td>19100</td> <td>399</td> </tr> <tr> <td>96</td> <td>19952</td> <td></td> <td></td> <td></td> <td>19109</td> <td>145</td> </tr> <tr> <td>106</td> <td>19951</td> <td></td> <td></td> <td></td> <td>19040</td> <td>90</td> </tr> <tr> <td>471</td> <td>199527</td> <td></td> <td></td> <td></td> <td>199527</td> <td>454</td> </tr> <tr> <td colspan="2">Contract Size 62,500</td> <td colspan="2">Contract Size 62,500</td> <td colspan="2">Contract Size 62,500</td> <td></td> </tr> <tr> <td colspan="2">Last 19955</td> <td colspan="2">Last 19955</td> <td colspan="2">Last 19955</td> <td></td> </tr> <tr> <td colspan="2">Forward Points = 0.15</td> <td colspan="2">Forward Points = 0.65</td> <td colspan="2">Forward Points = 0.65</td> <td></td> </tr> </tbody> </table>										Futures Bid		Futures Ask		Forward points for the Euro Futures contract for trade date 06/20/07		17	19955	High 20040	Low 19859	Volume 97,720	19956	1	176	19954	Low 19859	Last 19955	National 6,108	19957	21	76	19953			In British Pounds	19100	399	96	19952				19109	145	106	19951				19040	90	471	199527				199527	454	Contract Size 62,500		Contract Size 62,500		Contract Size 62,500			Last 19955		Last 19955		Last 19955			Forward Points = 0.15		Forward Points = 0.65		Forward Points = 0.65		
Futures Bid		Futures Ask		Forward points for the Euro Futures contract for trade date 06/20/07																																																																										
17	19955	High 20040	Low 19859	Volume 97,720	19956	1																																																																								
176	19954	Low 19859	Last 19955	National 6,108	19957	21																																																																								
76	19953			In British Pounds	19100	399																																																																								
96	19952				19109	145																																																																								
106	19951				19040	90																																																																								
471	199527				199527	454																																																																								
Contract Size 62,500		Contract Size 62,500		Contract Size 62,500																																																																										
Last 19955		Last 19955		Last 19955																																																																										
Forward Points = 0.15		Forward Points = 0.65		Forward Points = 0.65																																																																										

# FX OPTIONS: AMERICAN- AND EUROPEAN-STYLE PRODUCTS

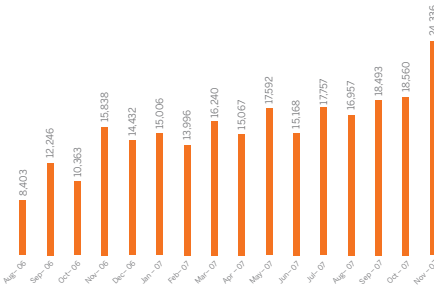
Our 31 FX options contracts offer you more choices — major or emerging-market currencies, premium- or volatility-based quoting, American- or European-style expiration.

Over the past two years, CME Group has enhanced its FX options offering by adding European-style expirations and increasing market access by listing all of our most actively traded FX options on CME Globex. These changes have helped fuel growth in FX options volume with an average daily volume of \$3.5 billion.

## CME Group FX Options (Aug 2006 - Nov 2007)



Notional Value (in billions of dollars)



Average Daily Volume (in contracts)

## THE COMBINATION OF CHOICE AND FLEXIBILITY

### Choose your Quoting Method

Two quoting conventions are available for FX options. Whether you prefer quoting in terms of implied premium or implied volatility, the underlying option contract is identical, making it easier than ever to compare options contract prices with OTC cash contracts.

**Premium** — The price paid by the purchaser of an option to the grantor (seller).

**Implied volatility** — An estimate of the future volatility of the underlying contract that can be input into a theoretical valuation model to solve for an option premium.

Volatility quoted options launching Q1, 2008.

### Choose your Style

CME Group also offers two expiration styles. Having a choice of American- or European-style options provides you the ability to execute a larger variety of strategies based on your trading style.

**European-style options** – Can only be exercised at maturity and are automatically exercised on expiration if in-the-money, based on a daily fix calculated and published by CME Group at 9 a.m. CT, 10 a.m. ET on the day of expiration.\*

\*For information on the daily fix, please refer to the following web link [www.cme.com/currfixprice](http://www.cme.com/currfixprice) to get the latest information on the procedure used to calculate the daily fix and the following link [www.cme.com/fxfixing-price](http://www.cme.com/fxfixing-price) to get the most recently published daily fix values.

**American-style options** – These options are exercised automatically at 2 p.m. CT, 3 p.m. ET, against the settlement price of the underlying future as determined by the Exchange on the day of expiration.\*\*

\*\*Please refer to the CME Group Web site for the latest information on expiration procedures for American-style options.

# CME GROUP FX EDUCATION

---

## Commitment to Education and Resources

CME Group has made it easier than ever to trade its FX futures and options by providing a variety of helpful resources in the Trading Knowledge/Education section of its Web site at [www.cmegroup.com](http://www.cmegroup.com). These resources include online courses, education seminars/Webinars led by professional traders, trading manuals, strategy papers, white papers and product brochures for trading FX futures.

CME Group offers two free online FX courses – an introductory course entitled Dynamics of Foreign Exchange and a more advanced course entitled Advanced Strategies for Foreign Exchange Traders – both are available at no cost on the CME Group Web site at [www.cmegroup.com](http://www.cmegroup.com). Check the Trading Knowledge/Education section of the CME Group Web site often, as listings and archived materials are continually added and updated.

- Free FX online courses, Dynamics of Foreign Exchange and Advanced Strategies for Foreign Exchange Traders
- Online product trading Webinars and demos led by professional traders (live and on-demand)
- Trading simulators for CME Group products
- Calendar of upcoming live events with CME Group representatives
- Strategy papers, product brochures and white papers



## “ALL-OR-NONE” (AON) TRADING

---

FX futures and options can be traded in an “All-or-None” (AON) trading format. AON allows pit transactions to be executed in full, at the size and price specified. It is not possible to receive a partial fill or multiple prices with AON orders.

Minimum AON thresholds for each FX futures contract are as follows:

*100 contracts:* Brazilian real, Canadian dollar, Euro FX, Japanese yen and Mexican peso.

*50 contracts:* Australian dollar, New Zealand dollar and Russian ruble.

*20 contracts:* British pound, South African rand and Swiss franc.

*5 contracts:* Cross Rates, CME\$INDEX, Czech koruna, Hungarian forint, Norwegian krone, Polish zloty and Swedish krona.

Minimum AON thresholds for each foreign exchange options contract are as follows:

*100 contracts:* British pound, Canadian dollar, CME\$INDEX, Czech koruna, Euro FX, Euro FX/British pound, Euro FX/Czech koruna, Euro FX/Hungarian forint, Euro FX/Japanese yen, Euro FX/Polish zloty, Euro FX/Swiss franc, Hungarian forint, Japanese yen, Mexican peso, Polish zloty and Swiss franc.

*50 contracts:* Australian dollar, Brazilian real, New Zealand dollar, Russian ruble and South African rand.

# ELECTRONIC TRADING AROUND-THE-CLOCK, FROM AROUND-THE-WORLD

As a leader in electronically traded derivatives products, CME Group enables customers to access the widest array of benchmark futures and options contracts available on any exchange. Starting January 2008, CBOT products will be available on CME Globex, which will be the single electronic trading platform of CME Group. Trading on CME Globex is available virtually 24 hours a day – more than on any other exchange in the world. Customers in more than 80 countries access the platform through a range of connectivity options, including Internet connections, more than 1,100 direct connections, and six telecommunication hubs around the globe that provide reduced connectivity costs, increased accessibility, and fast, efficient trading.

The platform's open architecture enables customers to access CME Globex using their own proprietary trading applications or the systems provided by futures brokers, independent software vendors and clearing firms, as well as applications provided by CME Group. In conjunction with the security of the CME Clearing guarantee, CME Globex offers speed of execution, transparency, anonymity and market integrity.



## KEY FEATURES OF ELECTRONIC TRADING ON CME GLOBEX

- Speed and scalability
- Advanced, patent-pending technology that offers a liquid and transparent electronic market for complex combination and spread trades and electronic options
- Mass quoting
- Straight-through processing
- Implied pricing
- Market makers to ensure enhanced liquidity
- Worldwide accessibility through direct connections and telecommunications hubs in key financial centers

# WORLD CLASS CLEARING

CME Group operates the world's largest clearing house. CME Clearing matches and settles all trades and guarantees the creditworthiness of every transaction that takes place in our markets. Our integrated clearing function ensures the safety and soundness of our markets and helps differentiate us from our competitors.

With CME Clearing serving as counterpart to every trade – e.g., in the clearing process it guarantees the creditworthiness of the buyer to each seller of a futures contract and the seller to each buyer – credit risk is virtually eliminated. Performance bond/margin deposits are required at each level in the clearing process – customer to broker, broker to clearing firm, clearing firm to clearing house. The performance bond is a good-faith deposit that represents the minimum amount of protections against potential losses.

CME Clearing handles more than 90 percent of all futures and options contracts traded in the United States.





## KEY FEATURES OF CME CLEARING

- Twice daily settlement and mark-to-market that limits accumulation of losses or debt
- Risk-based portfolio margining
- Comprehensive, real-time financial surveillance program that maximizes early detection of changes in risk profiles
- Regulatory supervision and audit of clearing members' financial condition and exposures
- Mutualized risk-sharing among all clearing house participants rather than single bilateral credit exposure

# GET STARTED TRADING FX FUTURES AND OPTIONS

Today's greater need for risk management and hedging tools requires investors to become increasingly sophisticated about futures and options on futures products.

With customers around the world, a diverse product line, deep, liquid markets, around-the-clock electronic trading on a single platform and strategic alliances with other exchanges, CME Group is truly a global marketplace. Why not make it yours?

For additional information to help you get started trading CME Group FX products, please visit our Web site at **www.cmegroup.com**. You will be able to access a number of other brochures, online seminars as well as marketing and education materials that can answer your questions or help you to begin trading these products. Additionally, if you would like to talk to a CME Group representative, please call our Customer Service Line, **1 800 331 3332**. Outside the United States, please call **312 930 2316** or the CME Group office closest to your location, using the numbers listed on the back cover of this calendar.

# FX FUTURES AND OPTIONS: CONTRACT SPECIFICATIONS

---

CME Group offers a fully global product suite of 41 futures and 31 options contracts on 19 currencies, including major world currencies such as the euro and Japanese yen, as well as the currencies of countries with emerging markets, such as Mexico and China.

These products are available for trading electronically virtually around-the-clock on the CME Globex platform and on our trading floor. In addition to the full-sized contracts, CME Group FX offers E-mini products – E-mini Euro FX and E-mini Japanese Yen. CME Group also lists 19 cross-rate foreign exchange products that are non-U.S. dollar pairs.

---

## AUSTRALIAN DOLLAR FUTURES AND OPTIONS

### Futures

#### Contract Size

100,000 Australian dollars

#### Contract Month Listings

Six months in the March quarterly cycle (Mar, Jun, Sep, Dec)

#### Settlement

Physical delivery

#### Ticker Symbol

CME Globex Electronic Markets: 6A

Open Outcry: AD

AON Code: LA

#### Minimum Price Fluctuation (Tick)

Trading can occur in \$.0001 per Australian dollar increments (\$10.00/contract). Also, trades can occur in \$.00005 per Australian dollar increments (\$5.00/contract) for Australian dollar futures intra-currency spreads executed on the trading floor and electronically, and for AON transactions.

### Options

#### Ticker Symbol

Quarterly and serial options: Open Outcry Calls: KA Puts: JA; Globex: 6A

Weekly options: 1A-5A

AON Code: LA

#### Pricing Conventions and Calculating Cash Premiums

An Australian dollar option price quoted as 1.58 is equivalent to  $1.58 \times 0.01 = 0.0158$  when the price is quoted in full. The cash price of the option is  $0.0158 \times 100,000$  (contract size) = \$1,580.00.

#### Minimum Price Fluctuation (Tick)

\$.0001 per Australian dollar = \$10.00/contract; also, trades may occur at \$.00005 (\$5.00), \$.00015 (\$15.00), \$.00025 (\$25.00), \$.00035 (\$35.00) and \$.00045 (\$45.00), which are less than five ticks of premium.



## BRITISH POUND FUTURES AND OPTIONS

### Futures

#### Contract Size

62,500 British pounds

#### Contract Month Listings

Six months in the March quarterly cycle (Mar, Jun, Sep, Dec)

#### Settlement

Physical delivery

#### Ticker Symbol

**CME Globex Electronic Markets:** 6B

**Open Outcry:** BP

**AON Code:** LP

#### Minimum Price Fluctuation (Tick)

Trading can occur in \$.0001 per British pound increments (\$6.25/contract).

### Options

#### Ticker Symbol

**Quarterly and serial options:** Open Outcry Calls: CP Puts: PP; Globex: 6B; European-style: Globex: XB, Open Outcry: YB

**Weekly options:** 1B-5B; European-style: Globex: XB1-XB5, Open Outcry: 1P-5P

**AON Code:** LP; European-style: OP

#### Pricing Conventions and Calculating Cash Premiums

A CME Group British pound option price quoted as 1.960 is equivalent to  $1.960 \times 0.01 = 0.0196$  when the price is quoted in full. The cash price of the option is  $0.0196 \times 62,500$  (contract size) = \$1,225.00.

#### Minimum Price Fluctuation (Tick)

\$.0001 per British pound=\$6.25/contract.

---

## CANADIAN DOLLAR FUTURES AND OPTIONS

### Futures

#### Contract Size

100,000 Canadian dollars

#### Contract Month Listings

Six months in the March quarterly cycle (Mar, Jun, Sep, Dec)

#### Settlement

Physical delivery

#### Ticker Symbol

**CME Globex Electronic Markets:** 6C

**Open Outcry:** CD

**AON Code:** LK

#### Minimum Price Fluctuation (Tick)

Trading can occur in \$.0001 per Canadian dollar increments (\$10.00/contract). Also, trades can occur in \$.00005 per Canadian dollar increments (\$5.00/contract) for Canadian dollar futures intra-currency spreads executed on the trading floor and electronically, and for AON transactions.

### Options

#### Ticker Symbol

**Quarterly and serial options:** Open Outcry Calls: CV Puts: PV; Globex: 6C;

European-style: Globex: XD, Open Outcry: YD **Weekly options:** 1C-5C;

European-style: Globex: XD1-XD5, Open Outcry: 1D-5D **AON Code:** LK;

European-style: OK

#### Pricing Conventions and Calculating Cash Premiums

A Canadian dollar option price quoted as 1.58 is equivalent to  $1.58 \times 0.01 = 0.0158$  when the price is quoted in full. The cash price of the option is  $0.0158 \times 100,000$  (contract size) = \$1,580.00.

#### Minimum Price Fluctuation (Tick)

\$.0001 per Canadian dollar = \$10.00/contract; also, trades may occur at \$.00005 (\$5.00), \$.00015 (\$15.00), \$.00025 (\$25.00), \$.00035 (\$35.00), and \$.00045 (\$45.00), which are less than five ticks of premium.

## EURO FX FUTURES AND OPTIONS

### Futures

#### Contract Size

125,000 euro

#### Contract Month Listings

Six months in the March quarterly cycle (Mar, Jun, Sep, Dec). Two months in the March quarterly cycle (Mar, Jun, Sep, Dec) – only applies to E-mini Euro FX.

#### Settlement

Physical delivery

#### Ticker Symbol

**CME Globex Electronic Markets:** 6E

**Open Outcry:** EC

**AON Code:** UG

#### Minimum Price Fluctuation (Tick)

Trading can occur in \$.0001 per euro increments (\$12.50/contract). Also, trades can occur in \$.00005 per euro increments (\$6.25/contract) for Euro FX futures intra-currency spreads executed on the trading floor and electronically, and for AON transactions. CME Group also offers E-mini Euro FX futures contracts which are half-sized contracts (62,500 euro) and trade only on the CME Globex electronic markets with the ticker symbol E7.

### Options

#### Ticker Symbol

**Quarterly and serial options:** Open Outcry EC; Globex: 6E; European-style: Globex: XT, Open Outcry: YT **Weekly options:** 1X-5X; European-style: Globex: 1Q-5Q, Open Outcry: 1T-5T **AON Code:** UG; European-style: 0T

#### Pricing Conventions and Calculating Cash Premiums

A FX option price quoted as 20.30 is equivalent to  $20.30 \times 0.001 = 0.02030$  when the price is quoted in full. Similarly, a Euro FX option price quoted as 0.02030 is already quoted in full. The cash price of the option is  $0.02030 \times 125,000$  (contract size) = \$2,537.50.

#### Minimum Price Fluctuation (Tick)

\$.0001 per euro = \$12.50/contract; also, trades may occur at \$.00005 (\$6.25), \$.00015 (\$18.75), \$.00025 (\$31.25), \$.00035 (\$43.75), and \$.00045 (\$56.25), which are less than five ticks of premium.

## JAPANESE YEN FUTURES AND OPTIONS

### Futures

#### Contract Size

12,500,000 Japanese yen

#### Contract Month Listings

Six months in the March quarterly cycle (Mar, Jun, Sep, Dec). Two months in the March quarterly cycle (Mar, Jun, Sep, Dec) – only applies to E-mini Japanese Yen.

#### Settlement

Physical delivery

#### Ticker Symbol

**CME Globex Electronic Markets:** 6J

**Open Outcry:** JY

**AON Code:** LJ

#### Minimum Price Fluctuation (Tick)

Trading can occur in \$.000001 per Japanese yen increments (\$12.50/contract). Also, trades can occur in \$.0000005 per Japanese yen increments (\$6.25/contract) for Japanese yen futures intra-currency spreads executed on the trading floor and electronically, and for AON transactions. CME Group also offers E-mini Japanese Yen futures contracts, which are half-sized contracts (6,250,000 Japanese yen) and trade only on the CME Globex electronic markets with the ticker symbol J7.

### Options

#### Ticker Symbol

**Quarterly and serial options:** Open Outcry Calls: CJ Puts: PJ; Globex: 6J;

European-style: Globex: XJ, Open Outcry: YJ **Weekly options:** 1J–5J;

European-style: Globex: 1O-5O, Open Outcry: 1Y-5Y **AON Code:** LJ;

European-style: OJ

#### Pricing Conventions and Calculating Cash Premiums

A Japanese yen option price quoted as 1.53 is equivalent to  $1.53 \times 0.0001 = 0.000153$  when the price is quoted in full. The cash price of the option is  $0.000153 \times 12,500,000$  (contract size) = \$1,912.50.

#### Minimum Price Fluctuation (Tick)

\$.000001 per Japanese yen = \$12.50/contract; also, trades may occur at \$.0000005 (\$6.25), \$.0000015 (\$18.75), \$.0000025 (\$31.25), \$.0000035 (\$43.75), and \$.0000045 (\$56.25), which are less than five ticks of premium.

## NEW ZEALAND DOLLAR FUTURES AND OPTIONS

### Futures

#### Contract Size

100,000 New Zealand dollars

#### Contract Month Listings

Six months in the March quarterly cycle (Mar, Jun, Sep, Dec)

#### Settlement

Physical delivery

#### Ticker Symbol

CME Globex Electronic Markets: 6N

Open Outcry: NE

AON Code: UK

#### Minimum Price Fluctuation (Tick)

Trading can occur in \$.0001 per New Zealand dollar increments (\$10.00/contract). Also, trades can occur in \$.00005 per New Zealand dollar increments (\$5.00/contract) for New Zealand dollar futures intra-currency spreads executed on the trading floor and electronically, and for AON trading.

### Options

#### Ticker Symbol

Quarterly and serial options: Open Outcry: NE; Globex: 6N

Weekly options: 1Z-5Z

AON Code: UK

#### Pricing Conventions and Calculating Cash Premiums

A New Zealand dollar option price quoted as 0.60 is equivalent to  $0.60 \times 0.01 = 0.0060$  when the price is quoted in full. The cash price of the option is  $0.0060 \times 100,000$  (contract size) = \$600.00.

#### Minimum Price Fluctuation (Tick)

\$.0001 per New Zealand dollar = \$10.00/contract; also, trades may occur at \$.00005 (\$5.00), \$.00015 (\$15.00), \$.00025 (\$25.00), \$.00035 (\$35.00), and \$.00045 (\$45.00), which are less than five ticks of premium.

---

## NORWEGIAN KRONE FUTURES

### Futures

#### Contract Size

2,000,000 Norwegian kroner

#### Contract Month Listings

Six months in the March quarterly cycle (Mar, Jun, Sep, Dec)

#### Settlement

Physical delivery

#### Ticker Symbol

**CME Globex Electronic Markets:** NOK

**Open Outcry (All-or-None only):** UNK

**AON Code:** UNK

#### Minimum Price Fluctuation (Tick)

Trading can occur in \$.00001 per Norwegian krone increments (\$20.00 contract). Also, trades can occur in \$.000005 per Norwegian krone increments (\$10.00/contract) for Norwegian krone futures intra-currency spreads executed on the trading floor and electronically, and for AON transactions.

---

## SWEDISH KRONA FUTURES

### Futures

#### Contract Size

2,000,000 Swedish kronor

#### Contract Month Listings

Six months in the March quarterly cycle (Mar, Jun, Sep, Dec)

#### Settlement

Physical delivery

#### Ticker Symbol

CME Globex Electronic Markets: SEK

Open Outcry (All-or-None only): USK

AON Code: USK

#### Minimum Price Fluctuation (Tick)

Trading can occur in \$.00001 per Swedish krona increments (\$20.00/contract). Also, trades can occur in \$.000005 per Swedish krona increments (\$10.00/contract) for Swedish krona futures intra-currency spreads executed on the trading floor and electronically, and for AON transactions.

---

## SWISS FRANC FUTURES AND OPTIONS

### Futures

#### Contract Size

125,000 Swiss francs

#### Contract Month Listings

Six months in the March quarterly cycle (Mar, Jun, Sep, Dec)

#### Settlement

Physical delivery

#### Ticker Symbol

**CME Globex Electronic Markets:** 6S

**Open Outcry:** SF

**AON Code:** LS

#### Minimum Price Fluctuation (Tick)

Trading can occur in \$.0001 per Swiss franc increments (\$12.50/contract). Also, trades can occur in \$.00005 per Swiss franc increments (\$6.25/contract) for Swiss franc futures intra-currency spreads executed on the trading floor and electronically, and for AON transactions.

### Options

#### Ticker Symbol

**Quarterly and serial options:** Open Outcry Calls: CF Puts: PF; Globex: 6S;

European-style: Globex: XS, Open Outcry: YS **Weekly options:** 1S-5S;

European-style: Globex XS1-XS5, Open Outcry: 1W-5W **AON Code:** LS;

European-style: 0G

#### Pricing Conventions and Calculating Cash Premiums

A Swiss franc option price of 2.93 is equivalent to  $2.93 \times 0.01 = 0.0293$  when the price is quoted in full. The cash price of the option is  $0.0293 \times 125,000$  (contract size) = \$3,662.50.

#### Minimum Price Fluctuation (Tick)

\$.0001 per Swiss franc = \$12.50/contract; also, trades may occur at \$.00005 (\$6.25), \$.00015 (\$18.75), \$.00025 (\$31.25), \$.00035 (\$43.75), and \$.00045 (\$56.25), which are less than five ticks of premium.



# EMERGING MARKET FX FUTURES AND OPTIONS CONTRACTS

---

## BRAZILIAN REAL FUTURES AND OPTIONS

### Futures

#### Contract Size

100,000 Brazilian reais

#### Contract Month Listings

Twelve consecutive contract months

#### Settlement

Cash-settled

#### Ticker Symbol

CME Globex Electronic Markets: 6L

Open Outcry: BR

AON Code: LZ

#### Minimum Price Fluctuation (Tick)

Trading can occur in \$.00005 per Brazilian real increments (\$5.00/contract).

### Options

#### Ticker Symbol

Monthly options: BR

Weekly options: 1R-5R

AON Code: LZK

#### Pricing Conventions and Calculating Cash Premiums

A Brazilian real option price quoted as 0.05250 is already quoted in full. The cash price of the option is  $0.05250 \times 100,000$  (contract size) = \$5,250.00.

#### Minimum Price Fluctuation (Tick)

\$.00005 per Brazilian real=\$5.00/contract.

---

## CHINESE RENMINBI FUTURES AND OPTIONS

### Futures

#### Contract Size

1,000,000 Chinese renminbi

#### Contract Month Listings

Thirteen consecutive calendar months plus two deferred March quarterly cycle contract months.

#### Settlement

Cash-settled

#### Ticker Symbol

**CME Globex Electronic Markets:** RMB

#### Minimum Price Fluctuation (Tick)

Trading can occur in \$.00001 per Chinese renminbi increments (\$10.00/contract). Also, trades can occur in \$.000005 per Chinese renminbi increments (\$5.00/contract) for Chinese renminbi futures intra-currency spreads executed electronically.

### Options

#### Ticker Symbol

**Monthly options:** RMB

**Weekly options:** RB1-RB5

#### Minimum Price Fluctuation (Tick)

\$.00001 per Chinese renminbi = \$10.00/contract; also, trades may occur at \$.000005 (\$5.00), \$.000015 (\$15.00), \$.000025 (\$25.00), \$.000035 (\$35.00) and \$.000045 (\$45.00), which are less than five ticks of premium.

---

## CZECH KORUNA FUTURES AND OPTIONS

### Futures

#### Contract Size

4,000,000 Czech koruna

#### Contract Month Listings

Six months in the March quarterly cycle (Mar, Jun, Sep, Dec)

#### Settlement

Physical delivery

#### Ticker Symbol

CME Globex Electronic Markets: CZK

Open Outcry: CKO

AON Code: JD

#### Minimum Price Fluctuation (Tick)

Trading can occur in \$.000002 per Czech koruna increments (\$8.00/contract).

Also, trades can occur in \$.000001 per Czech koruna increments (\$4.00/contract) for Czech koruna futures intra-currency spreads executed on the trading floor and electronically, and for AON transactions.

### Options

#### Ticker Symbol

Quarterly and serial options: CKO

AON Code: 9D

#### Minimum Price Fluctuation (Tick)

\$.000002 per Czech koruna = \$8.00/contract; also, trades may occur at \$.000001 (\$4.00), \$.000003 (\$12.00), \$.000005 (\$20.00), \$.000007 (\$28.00) and \$.000009 (\$36.00), which are less than five ticks of premium.

---

## HUNGARIAN FORINT FUTURES AND OPTIONS

### Futures

#### Contract Size

30,000,000 Hungarian forint

#### Contract Month Listings

Six months in the March quarterly cycle (Mar, Jun, Sep, Dec)

#### Settlement

Physical delivery

#### Ticker Symbol

CME Globex Electronic Markets: HUF

Open Outcry: HFO

AON Code: JV

#### Minimum Price Fluctuation (Tick)

Trading can occur in \$.0000002 per Hungarian forint increments (\$6.00/contract). Also, trades can occur in \$.0000001 per Hungarian forint increments (\$3.00/contract) for Hungarian forint futures intra-currency spreads executed on the trading floor and electronically, and for AON transactions.

### Options

#### Ticker Symbol

Quarterly and serial options: HFO

AON Code: 9V

#### Minimum Price Fluctuation (Tick)

\$.0000002 per Hungarian forint = \$6.00/contract; also, trades may occur at \$.0000001 (\$3.00), \$.0000003 (\$9.00), \$.0000005 (\$15.00), \$.0000007 (\$21.00) and \$.0000009 (\$27.00), which are less than five ticks of premium.

---

## ISRAELI SHEKEL FUTURES AND OPTIONS

### Futures

#### Contract Size

1,000,000 Israeli shekel

#### Contract Month Listings

Six months in the March quarterly cycle (Mar, Jun, Sep, Dec)

#### Settlement

Physical delivery

#### Ticker Symbol

**CME Globex Electronic Markets:** ILS

#### Minimum Price Fluctuation (Tick)

Trading can occur in \$.00001 per Israeli shekel increments (\$10.00/contract).

Also, trades can occur in \$.000005 per Israeli shekel increments (\$5.00/contract) for Israeli shekel futures intra-currency spreads executed electronically.

### Options

#### Ticker Symbol

**Quarterly and serial options:** ILS

**Weekly options:** IS1-IS5

#### Minimum Price Fluctuation (Tick)

\$.00001 per Israeli shekel = \$10.00/contract; also, trades may occur at

\$.000005 (\$5.00), \$.000015 (\$15.00), \$.000025 (\$25.00), \$.000035

(\$35.00) and \$.000045 (\$45.00), which are less than five ticks of premium.

---

## KOREAN WON FUTURES AND OPTIONS

### Futures

#### Contract Size

125,000,000 Korean won

#### Contract Month Listings

Thirteen consecutive calendar months plus two deferred March quarterly cycle contract months.

#### Settlement

Cash-settled

#### Ticker Symbol

**CME Globex Electronic Markets:** KRW

#### Minimum Price Fluctuation (Tick)

Trading can occur in \$.0000001 per Korean won increments (\$12.50/contract).

### Options

#### Ticker Symbol

**Monthly options:** KRW

**Weekly options:** KR1-KR5

#### Minimum Price Fluctuation (Tick)

\$.0000001 per Korean won = \$12.50/contract.

---

## MEXICAN PESO FUTURES AND OPTIONS

### Futures

#### Contract Size

500,000 Mexican pesos

#### Contract Month Listings

Thirteen consecutive calendar months plus two deferred March quarterly cycle contract months.

#### Settlement

Physical delivery

#### Ticker Symbol

CME Globex Electronic Markets: 6M

Open Outcry: MP

AON Code: LM

#### Minimum Price Fluctuation (Tick)

Trading can occur in \$.000025 per Mexican peso increments (\$12.50/contract).

### Options

#### Ticker Symbol

Monthly options: Open Outcry: MP; Globex: 6M

Weekly options: 1M-5M

AON Code: LM

#### Pricing Conventions and Calculating Cash Premiums

A Mexican peso option price quoted as 10.50 is equivalent to  $10.50 \times 0.0001 = 0.001050$  when the price is quoted in full. Similarly, a Mexican peso option price quoted as 1050 is equivalent to  $1050 \times 0.000001 = 0.001050$  when the price is quoted in full. The cash price of the option is  $0.001050 \times 500,000$  (contract size) = \$525.00.

#### Minimum Price Fluctuation (Tick)

\$.000025 per Mexican peso = \$12.50/contract; Trades may occur at \$.0000125 (\$6.25).

---

## POLISH ZLOTY FUTURES AND OPTIONS

### Futures

#### Contract Size

500,000 Polish zloty

#### Contract Month Listings

Six months in the March quarterly cycle (Mar, Jun, Sep, Dec)

#### Settlement

Physical delivery

#### Ticker Symbol

CME Globex Electronic Markets: PLN

Open Outcry: PLZ

AON Code: JI

#### Minimum Price Fluctuation (Tick)

Trading can occur in \$.00002 per Polish zloty increments (\$10.00/contract). Also, trades can occur in \$.00001 per Polish zloty increments (\$5.00/contract) for Polish zloty futures intra-currency spreads executed on the trading floor and electronically, and for AON transactions.

### Options

#### Ticker Symbol

Quarterly and serial options: PLZ

AON Code: 9I

#### Minimum Price Fluctuation (Tick)

\$.00002 per Polish zloty = \$10.00/contract; also, trades may occur at \$.00001 (\$5.00), \$.00003 (\$15.00), \$.00005 (\$25.00), \$.00007 (\$35.00) and \$.00009 (\$45.00), which are less than five ticks of premium.



---

## RUSSIAN RUBLE FUTURES AND OPTIONS

### Futures

#### Contract Size

2,500,000 Russian rubles

#### Contract Month Listings

Four months in the March quarterly (Mar, Jun, Sep, Dec)

#### Settlement

Cash-settled

#### Ticker Symbol

CME Globex Electronic Markets: 6R

Open Outcry: RU

AON Code: UU

#### Minimum Price Fluctuation (Tick)

Trading can occur in \$.00001 per Russian ruble increments (\$25.00/contract).

### Options

#### Ticker Symbol

Quarterly and serial options: Open Outcry: RU; Globex: 6R

Weekly options: 1U-5U

AON Code: UU

#### Pricing Conventions and Calculating Cash Premiums

A Russian ruble option price quoted as 4.3 is equivalent to  $4.3 \times 0.0001 = 0.00043$  when the price is quoted in full. The cash price of the option is  $0.00043 \times 2,500,000$  (contract size) = \$1,075.

#### Minimum Price Fluctuation (Tick)

\$.00001 per Russian ruble = \$25.00/contract; Trades may occur at \$.000005 (\$12.50).

---

## SOUTH AFRICAN RAND FUTURES AND OPTIONS

### Futures

#### Contract Size

500,000 South African rand

#### Contract Month Listings

Thirteen consecutive calendar months plus two deferred March quarterly cycle contract months.

#### Settlement

Physical delivery

#### Ticker Symbol

CME Globex Electronic Markets: 6Z

Open Outcry: RA

AON Code: UR

#### Minimum Price Fluctuation (Tick)

### Options

#### Ticker Symbol

Monthly options: RA

Weekly options: 1N-5N

AON Code: UR

#### Pricing Conventions and Calculating Cash Premiums

A South African rand option price quoted as 11.75 is equivalent to  $11.75 \times 0.0001 = 0.001175$  when the price is quoted in full. Similarly, a South African rand option price quoted as 1175 is equivalent to  $1175 \times 0.000001 = 0.001175$  when the price is quoted in full. The cash price of the option is  $0.001175 \times 500,000$  (contract size) = \$587.50.

#### Minimum Price Fluctuation (Tick)

\$.000025 per South African rand=\$12.50/contract; Trades may occur at \$.0000125 (\$6.25).

# CME\$INDEX FUTURES AND OPTIONS

## CME\$INDEX FUTURES AND OPTIONS

### Futures

#### Contract Size

\$1,000 times the CME\$INDEX

#### Contract Month Listings

Six months in the March quarterly cycle (Mar, Jun, Sep, Dec)

#### Settlement

Physical delivery

#### Ticker Symbol

CME Globex Electronic Markets: USD

Open Outcry: USX

AON Code: USA

#### Multiplier for 2007

33.8527284791

#### Minimum Price Fluctuation (Tick)

Trading can occur in \$.01 of a CME\$INDEX point (\$10.00/contract). Also, trades can occur in \$.005 of a CME\$INDEX point (\$5.00/contract) for CME\$INDEX futures intra-currency spreads executed on the trading floor and electronically, and for AON transactions.

### Options

#### Ticker Symbol

Quarterly and serial options: USX

CME Globex Electronic Markets: DR

Weekly options: 1L-5L

AON Code: USA

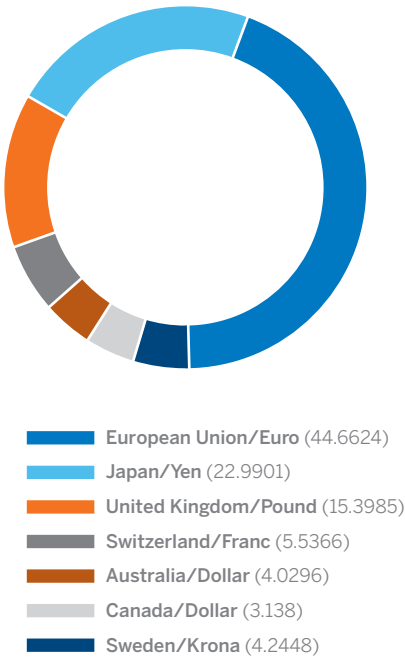
#### Minimum Price Fluctuation (Tick)

\$.01 of a CME\$INDEX point = \$10.00/contract; also, trades may occur at \$.005 (\$5.00), \$.015 (\$15.00), \$.025 (\$25.00), \$.035 (\$35.00), and \$.045 (\$45.00), which are less than five ticks of premium.

## THE CME\$INDEX FUTURES CONTRACT IS A GEOMETRIC INDEX OF SEVEN CURRENCIES DEVELOPED BY CME GROUP.

The index was created using a set of weights published by the Board of Governors of the U.S. Federal Reserve System. These weights are designed to reflect the relative competitiveness of U.S. goods in foreign markets, and will be updated annually. Individual currencies included in the index are traded in deep and relatively liquid financial markets, and have readily available short- and long-term interest rates. The seven currencies and their respective weights for 2007 are as follows:

### Currency Component Weights for 2007



# FX CROSS-RATE FUTURES AND OPTIONS: CONTRACT SPECIFICATIONS

---

CME Group offers 19 FX cross-rate futures that are non-U.S. dollar pairs. These products include 11 contracts involving the euro, three with British pounds, three with Swiss francs, three with Canadian dollars, five with Japanese yen and four with Australian dollars.

---

## AUSTRALIAN DOLLAR CROSS RATES

### AUSTRALIAN DOLLAR/CANADIAN DOLLAR FUTURES

#### Contract Size

200,000 Australian dollars

#### Contract Month Listings

Six months in the March quarterly cycle (Mar, Jun, Sep, Dec)

#### Settlement

Physical delivery

#### Ticker Symbol

CME Globex Electronic Markets: ACD

Open Outcry (All-or-None only): UAC

AON Code: UAC

#### Minimum Price Fluctuation (Tick)

Trading can occur in .0001 Canadian dollars per Australian dollar increments (20 Canadian dollars). Also, trades can occur in .00005 Canadian dollars per Australian dollar increments (10 Canadian dollars) for Australian dollar/Canadian dollar futures intra-currency spreads executed on the trading floor and electronically, and for AON transactions.

### AUSTRALIAN DOLLAR/JAPANESE YEN FUTURES

#### Contract Size

200,000 Australian dollars

#### Contract Month Listings

Six months in the March quarterly cycle (Mar, Jun, Sep, Dec)

#### Settlement

Physical delivery

#### Ticker Symbol

CME Globex Electronic Markets: AJY

Open Outcry (All-or-None only): UAY

AON Code: UAY

#### Minimum Price Fluctuation (Tick)

Trading can occur in .01 Japanese yen per Australian dollar increments (2,000 Japanese yen). Also, trades can occur in .005 Japanese yen per Australian dollar increments (1,000 Japanese yen) for Australian dollar/Japanese yen futures intra-currency spreads executed on the trading floor and electronically, and for AON transactions.

---

**AUSTRALIAN DOLLAR/NEW ZEALAND DOLLAR****Contract Size**

200,000 Australian dollars

**Contract Month Listings**

Six months in the March quarterly cycle (Mar, Jun, Sep, Dec)

**Settlement**

Physical delivery

**Ticker Symbol**

**CME Globex Electronic Markets:** ANE

**Open Outcry (All-or-None only):** UAN

**AON Code:** UAN

**Minimum Price Fluctuation (Tick)**

Trading can occur in .0001 New Zealand dollars per Australian dollar increments (20 New Zealand dollars). Also, trades can occur in .00005 New Zealand dollars per Australian dollar increments (10 New Zealand dollars) for Australian dollar/New Zealand dollar futures intra-currency spreads executed on the trading floor and electronically, and for AON transactions.

## BRITISH POUND CROSS RATES

### BRITISH POUND/JAPANESE YEN FUTURES

#### Contract Size

125,000 British pounds

#### Contract Month Listings

Six months in the March quarterly cycle (Mar, Jun, Sep, Dec)

#### Settlement

Physical delivery

#### Ticker Symbol

CME Globex Electronic Markets: PJY

Open Outcry (All-or-None only): UPY

AON Code: UPY

#### Minimum Price Fluctuation (Tick)

Trading can occur in .01 Japanese yen per British pound increments (1,250 Japanese yen). Also, trades can occur in .005 Japanese yen per British pound increments (625 Japanese yen) for British pound/Japanese yen futures intra-currency spreads executed on the trading floor and electronically, and for AON transactions.

### BRITISH POUND/SWISS FRANC FUTURES

#### Contract Size

125,000 British pounds

#### Contract Month Listings

Six months in the March quarterly cycle (Mar, Jun, Sep, Dec)

#### Settlement

Physical delivery

#### Ticker Symbol

CME Globex Electronic Markets: PSF

Open Outcry (All-or-None only): UPS

AON Code: UPS

#### Minimum Price Fluctuation (Tick)

Trading can occur in .0001 Swiss francs per British pound increments (12.5 Swiss francs). Also, trades can occur in .00005 Swiss francs per British pound increments (6.25 Swiss francs) for British pound/Swiss francs futures intra-currency spreads executed on the trading floor and electronically, and for All-or-None (AON) transactions.



---

## CANADIAN DOLLAR CROSS RATES

### CANADIAN DOLLAR/JAPANESE YEN FUTURES

**Contract Size**

200,000 Canadian dollars

**Contract Month Listings**

Six months in the March quarterly cycle (Mar, Jun, Sep, Dec)

**Settlement**

Physical delivery

**Ticker Symbol**

CME Globex Electronic Markets: CJY

Open Outcry (All-or-None only): UCY

AON Code: UCYN

**Minimum Price Fluctuation (Tick)**

Trading can occur in .01 Japanese yen per Canadian dollar increments (2,000 Japanese yen). Also, trades can occur in .005 Japanese yen per Canadian dollar increments (1,000 Japanese yen) for Canadian dollar/Japanese yen futures intra-currency spreads executed on the trading floor and electronically, and for AON transactions.

---

## CHINESE RENMINBI CROSS RATES

### CHINESE RENMINBI/EURO FUTURES

#### Contract Size

1,000,000 Chinese renminbi

#### Contract Month Listings

Thirteen consecutive calendar months plus two deferred March quarterly cycle contract months.

#### Settlement

Cash-settled

#### Ticker Symbol

**CME Globex Electronic Markets:** RME

#### Minimum Price Fluctuation (Tick)

Trading can occur in .00001 euro per Chinese renminbi increments (10 euro). Also, trades can occur in .000005 euro per Chinese renminbi increments (5 euro) for Chinese renminbi/euro futures intra-currency spreads executed electronically.

### CHINESE RENMINBI/EURO OPTIONS

#### Ticker Symbol

**Monthly options:** RME

**Weekly options:** RE1-RE5

#### Minimum Price Fluctuation (Tick)

.00001 euro per Chinese renminbi (10 euro) also, trades may occur at .000005 (5 euro), .000015 (15 euro), .000025 (25 euro), .000035 (35 euro) and .000045 (45 euro), which are less than five ticks of premium.

---

## CHINESE RENMINBI/JAPANESE YEN FUTURES

### Contract Size

1,000,000 Chinese renminbi

### Contract Month Listings

Thirteen consecutive calendar months plus two deferred March quarterly cycle contract months.

### Settlement

Cash-settled

### Ticker Symbol

**CME Globex Electronic Markets:** RMY

### Minimum Price Fluctuation (Tick)

Trading can occur in .001 Japanese yen per Chinese renminbi increments (1,000 yen). Also, trades can occur in .0005 Japanese yen per Chinese renminbi increments (500 yen) for Chinese renminbi/Japanese yen futures intra-currency spreads executed electronically.

## CHINESE RENMINBI/JAPANESE YEN OPTIONS

### Ticker Symbol

**Monthly options:** RMY

**Weekly options:** RN1-RN5

### Minimum Price Fluctuation (Tick)

.001 Japanese yen per Chinese renminbi (1,000 yen), also trades may occur at .0005 (500 yen), .0015 (1,500 yen), .0025 (2,500 yen), .0035 (3,500 yen) and .0045 (4,500 yen), which are less than five ticks of premium.

---

## EURO FX CROSS-RATES

### EURO FX/AUSTRALIAN DOLLAR FUTURES

#### Contract Size

125,000 euro

#### Contract Month Listings

Six months in the March quarterly cycle (Mar, Jun, Sep, Dec)

#### Settlement

Physical delivery

#### Ticker Symbol

**CME Globex Electronic Markets:** EAD

**Open Outcry (All-or-None only):** UEA

**AON Code:** UEA

#### Minimum Price Fluctuation (Tick)

Trading can occur in .0001 Australian dollars per euro increments (12.5 Australian dollars). Also, trades can occur in .00005 Australian dollars per euro increments (6.25 Australian dollars) for Euro FX/Australian dollar futures intra-currency spreads executed on the trading floor and electronically, and for AON transactions.

### EURO FX/BRITISH POUND FUTURES

#### Contract Size

125,000 euro

#### Contract Month Listings

Six months in the March quarterly cycle (Mar, Jun, Sep, Dec)

#### Settlement

Physical delivery

#### Ticker Symbol

**CME Globex Electronic Markets:** RP

**Open Outcry (All-or-None only):** UE

**AON Code:** UE

#### Minimum Price Fluctuation (Tick)

Trading can occur in 0.00005 British pounds per euro increments (6.25 British pounds). Also, trades can occur in .000025 British pounds per euro increments (3.125 British pounds) for Euro FX/British pound futures intra-currency spreads executed on the trading floor and electronically, and for AON transactions.

**EURO FX/BRITISH POUND OPTIONS****Ticker Symbol**

Quarterly and serial options: RP

Weekly options: 1E – 5E

AON Code: UE

**Pricing Conventions and Calculating Cash Premiums**

A Euro FX/British pound option price quoted as 0.02365 is already quoted in full. The cash price of the option is  $0.02365 \times 125,000$  (contract size) = 2,956.25 British pounds.

**Minimum Price Fluctuation (Tick)**

.00005 British pounds per euro (6.25 British pounds); also, trades may occur at .000025 (3.125 British pounds), .000075 (9.375 British pounds), .000125 (15.625 British pounds), .000175 (21.875 British pounds), and .000225 (28.125 British pounds), which are less than five ticks of premium.

**EURO FX/CANADIAN DOLLAR FUTURES****Contract Size**

125,000 euro

**Contract Month Listings**

Six months in the March quarterly cycle (Mar, Jun, Sep, Dec)

**Settlement**

Physical delivery

**Ticker Symbol**

CME Globex Electronic Markets: ECD

Open Outcry (All-or-None only): UEC

AON Code: UEC

**Minimum Price Fluctuation (Tick)**

Trading can occur in .0001 Canadian dollars per euro increments (12.5 Canadian dollars). Also, trades can occur in .00005 Canadian dollars per euro increments (6.25 Canadian dollars) for Euro FX/Canadian dollar futures intra-currency spreads executed on the trading floor and electronically, and for AON transactions.

---

## EURO FX/CZECH KORUNA FUTURES

### Contract Size

4,000,000 Czech koruna

### Contract Month Listings

Six months in the March quarterly cycle (Mar, Jun, Sep, Dec)

### Settlement

Physical delivery

### Ticker Symbol

CME Globex Electronic Markets: ECK

Open Outcry: ECZ

AON Code: JE

### Minimum Price Fluctuation (Tick)

Trading can occur in .000002 euro per Czech koruna increments (8 euro). Also, trades can occur in .000001 euro per Czech koruna increments (4 euro) for Euro FX/Czech koruna futures intra-currency spreads executed on the trading floor and electronically, and for AON transactions.

## EURO FX/CZECH KORUNA OPTIONS

### Ticker Symbol

Quarterly and serial options: ECZ

AON Code: 9E

### Minimum Price Fluctuation (Tick)

.000002 euro per Czech koruna (8 euro), also trades may occur at .000001 (4 euro), .000003 (12 euro), .000005 (20 euro), .000007 (28 euro), and .000009 (36 euro), which are less than five ticks of premium.

---

## EURO FX/HUNGARIAN FORINT FUTURES

### Contract Size

30,000,000 Hungarian forint

### Contract Month Listings

Six months in the March quarterly cycle (Mar, Jun, Sep, Dec)

### Settlement

Physical delivery

### Ticker Symbol

CME Globex Electronic Markets: EHF

Open Outcry: EHU

AON Code: JW

### Minimum Price Fluctuation (Tick)

Trading can occur in .0000002 euro per Hungarian forint increments (6 euro). Also, trades can occur in .0000001 euro per Hungarian forint increments (3 euro) for Euro FX/Hungarian forint futures intra-currency spreads executed on the trading floor and electronically, and for AON transactions.

## EURO FX/HUNGARIAN FORINT OPTIONS

### Ticker Symbol

Quarterly and serial options: EHU

AON Code: 9W

### Minimum Price Fluctuation (Tick)

.0000002 euro per Hungarian forint (6 euro), also trades may occur at .0000001 (3 euro), .0000003 (9 euro), .0000005 (15 euro), .0000007 (21 euro), and .0000009 (27 euro), which are less than five ticks of premium.

---

## EURO FX/JAPANESE YEN FUTURES

### Contract Size

125,000 euro

### Contract Month Listings

Six months in the March quarterly cycle (Mar, Jun, Sep, Dec)

### Settlement

Physical delivery

### Ticker Symbol

CME Globex Electronic Markets: RY

Open Outcry (All-or-None only): UH

AON Code: UH

### Minimum Price Fluctuation (Tick)

Trading can occur in 0.01 Japanese yen per euro increments (1,250 Japanese yen). Also, trades can occur in 0.005 Japanese yen per euro increments (625 Japanese yen) for Euro FX/Japanese yen futures intra-currency spreads executed on the trading floor and electronically, and for AON transactions.

## EURO FX/JAPANESE YEN OPTIONS

### Ticker Symbol

Quarterly and serial options: RY

Weekly options: 1H-5H

AON Code: UH

### Pricing Conventions and Calculating Cash Premiums

A Euro FX/Japanese yen option price quoted as 1.70 is already quoted in full. The cash price of the option is  $1.70 \times 125,000$  (contract size) = 212,500 Japanese yen.

### Minimum Price Fluctuation (Tick)

.01 Japanese yen per euro (1,250 Japanese yen); also, trades may occur at .005 (625 Japanese yen), .015 (1,875 Japanese yen), .025 (3,125 Japanese yen), .035 (4,375 Japanese yen) and .045 (5,625 Japanese yen), which are less than five ticks of premium.



---

## EURO FX/NORWEGIAN KRONE FUTURES

### Contract Size

125,000 euro

### Contract Month Listings

Six months in the March quarterly cycle (Mar, Jun, Sep, Dec)

### Settlement

Physical delivery

### Ticker Symbol

CME Globex Electronic Markets: ENK

Open Outcry (All-or-None only): UEN

AON Code: UEN

### Minimum Price Fluctuation (Tick)

Trading can occur in .0005 Norwegian krone per euro increments (62.5 Norwegian krone). Also, trades can occur in .00025 Norwegian krone per euro increments (31.25 Norwegian krone) for Euro FX/Norwegian krone futures intra-currency spreads executed on the trading floor and electronically, and for AON transactions.

## EURO FX/POLISH ZLOTY FUTURES

### Contract Size

500,000 Polish zloty

### Contract Month Listings

Six months in the March quarterly cycle (Mar, Jun, Sep, Dec)

### Settlement

Physical delivery

### Ticker Symbol

CME Globex Electronic Markets: EPZ

Open Outcry: EPL

AON Code: JT

### Minimum Price Fluctuation (Tick)

Trading can occur in .00002 euro per Polish zloty increments (10 euro). Also, trades can occur in .00001 euro per Polish zloty increments (5 euro) for Euro/Polish zloty futures intra-currency spreads executed on the trading floor and electronically, and for AON transactions.

---

## EURO FX/POLISH ZLOTY OPTIONS

### Ticker Symbol

Quarterly and serial options: EPL

AON Code: 9T

### Minimum Price Fluctuation (Tick)

.00002 euro per Polish zloty (10 euro), also trades may occur at .00001 (5 euro), .00003 (15 euro), .00005 (25 euro), .00007 (35 euro), and .00009 (45 euro), which are less than five ticks of premium.

## EURO FX/SWEDISH KRONA FUTURES

### Contract Size

125,000 euro

### Contract Month Listings

Six months in the March quarterly cycle (Mar, Jun, Sep, Dec)

### Settlement

Physical delivery

### Ticker Symbol

CME Globex Electronic Markets: ESK

Open Outcry (All-or-None only): UES

AON Code: UES

### Minimum Price Fluctuation (Tick)

Trading can occur in .0005 Swedish krona per euro increments (62.5 Swedish krona). Also, trades can occur in .00025 Swedish krona per euro increments (31.25 Swedish krona) for Euro FX/Swedish krona futures intra-currency spreads executed on the trading floor and electronically, and for AON transactions.

**EURO FX/SWISS FRANC FUTURES****Contract Size**

125,000 euro

**Contract Month Listings**

Six months in the March quarterly cycle (Mar, Jun, Sep, Dec)

**Settlement**

Physical delivery

**Ticker Symbol**

CME Globex Electronic Markets: RF

Open Outcry (All-or-None only): UA

AON Code: UA

**Minimum Price Fluctuation (Tick)**

Trading can occur in .0001 Swiss francs per euro increments (12.5 Swiss francs). Also, trades can occur in .00005 Swiss francs per euro increments (6.25 Swiss francs) for Euro FX/Swiss franc futures intra-currency spreads executed on the trading floor and electronically, and for AON transactions.

**EURO FX/SWISS FRANC OPTIONS****Ticker Symbol**

Quarterly and serial options: RF

Weekly options: 1I-5I

AON Code: UA

**Pricing Conventions and Calculating Cash Premiums**

A Euro FX/Swiss franc option price quoted as 0.0245 is already quoted in full. The cash price of the option is  $0.0245 \times 125,000$  (contract size) = 3,062.5 Swiss francs.

**Minimum Price Fluctuation (Tick)**

.0001 Swiss francs per euro (12.5 Swiss francs); also, trades may occur at .00005 (6.25 Swiss francs), .00015 (18.75 Swiss francs), .00025 (31.25 Swiss francs), .00035 (43.75 Swiss francs) and .00045 (56.25 Swiss francs), which are less than five ticks of premium.

---

## SWISS FRANC CROSS-RATES

### SWISS FRANC/JAPANESE YEN FUTURES

#### Contract Size

250,000 Swiss francs

#### Contract Month Listings

Six months in the March quarterly cycle (Mar, Jun, Sep, Dec)

#### Settlement

Physical delivery

#### Ticker Symbol

CME Globex Electronic Markets: SJY

Open Outcry (All-or-None only): USY

AON Code: USY

#### Minimum Price Fluctuation (Tick)

Trading can occur in .005 Japanese yen per Swiss franc increments (1,250 Japanese yen). Also, trades can occur in .0025 Japanese yen per Swiss franc increments (625 Japanese yen) for Swiss franc/Japanese yen futures intra-currency spreads executed on the trading floor and electronically, and for AON transactions.

## JANUARY 2008

MONTH CODE: F

SUN	MON	TUE	WED	THU	FRI	SAT
		<b>1</b> ◇ 1/365	<b>2</b> 2/364	<b>3</b> ☀ 3/363 Factory Orders Unemployment Claims	<b>4</b> ⚡ ⚡ ▽ 4/362 Employment	<b>5</b>
<b>6</b>	<b>7</b> 7/359	<b>8</b> 8/358	<b>9</b> 9/357	<b>10</b> * 10/356 Unemployment Claims ECB Meeting	<b>11</b> ▲ 11/355 International Trade	<b>12</b>
<b>13</b>	<b>14</b> ⚡ ⚡ ⚡ 14/352	<b>15</b> + 15/351 Retail Sales PPI	<b>16</b> ⚡ ▲ ⚡ 16/350 Industrial Production and Capacity Utilization CPI	<b>17</b> * 17/349 Housing Starts Unemployment Claims	<b>18</b> ▲ 18/348	<b>19</b>
<b>20</b>	<b>21</b> ◇ 21/345	<b>22</b> 22/344 Bank of Canada	<b>23</b> 23/343	<b>24</b> * 24/342 Unemployment Claims	<b>25</b> ▲ 25/341	<b>26</b>
<b>27</b>	<b>28</b> 28/338 New Home Sales	<b>29</b> 29/337 FOMC Meeting Durable Goods Consumer Confidence	<b>30</b> 30/336 FOMC Meeting GDP	<b>31</b> * * 31/335 Personal Income Unemployment Claims Purchasing Mgrs of Chicago (PMI)		

Information from public sources. CME Group is not responsible for its accuracy or any changes.

- ◇ CME Group Holiday
- ☀ Monthly Israeli Shekel Options
- ⚡ Serial Currency Options
- ⚡ Monthly Mexican Peso Options  
Monthly South African Rand Options
- ▽ Weekly Brazilian Real Options
- \* Weekly Israeli Shekel Options
- ▲ Weekly Currency Options
- ◆ Monthly Mexican Peso Futures  
Monthly South African Rand Futures
- ⚡ Monthly Israeli Shekel Futures
- \* Monthly Korean Won Futures and Options
- + Monthly: Chinese Renminbi Futures and Options, Chinese Renminbi/Euro Futures and Options, Chinese Renminbi/Japanese Yen Futures and Options
- ⚡ Delivery Mexican Peso Futures
- △ Delivery South African Rand Futures
- ⚡ Delivery Israeli Shekel Futures
- \* Monthly Brazilian Real Futures and Options

## FEBRUARY 2008

MONTH CODE: G

SUN	MON	TUE	WED	THU	FRI	SAT
					<b>1</b> ▲ 32/334  Employment	<b>2</b>
<b>3</b>	<b>4</b> 35/331  Factory Orders	<b>5</b> 36/330	<b>6</b> 37/329	<b>7</b> ☀ 38/328 Unemployment Claims  ECB Meeting	<b>8</b> ⚡ ⚡ ▽ 39/327	<b>9</b>
<b>10</b>	<b>11</b> 42/324	<b>12</b> 43/323	<b>13</b> 44/322  Retail Sales	<b>14</b> * 45/321 International Trade  Unemployment Claims	<b>15</b> ▲ ◆ ⚡ ⚡ 46/320 Industrial Production and Capacity Utilization	<b>16</b>
<b>17</b>	<b>18</b> ◇ 49/317	<b>19</b> + 50/316	<b>20</b> ⚡ ◇ △ ⚡ 51/315  Housing Starts  CPI	<b>21</b> * 52/314 Unemployment Claims  ECB Meeting	<b>22</b> ▲ 53/313	<b>23</b>
<b>24</b>	<b>25</b> 56/310	<b>26</b> 57/309  PPI  Consumer Confidence	<b>27</b> 58/308  New Home Sales  Durable Goods	<b>28</b> * 59/307 GDP  Unemployment Claims	<b>29</b> ▲ * 60/306 Personal Income Purchasing Mrgs of Chicago (PMI)	

Information from public sources. CME Group is not responsible for its accuracy or any changes.

- ◇ CME Group Holiday
- ☀ Monthly Israeli Shekel Options
- ⚡ Serial Currency Options
- ⚡ Monthly Mexican Peso Options  
Monthly South African Rand Options
- ▽ Weekly Brazilian Real Options
- \* Weekly Israeli Shekel Options
- ▲ Weekly Currency Options
- ◆ Monthly Mexican Peso Futures  
Monthly South African Rand Futures
- ⚡ Monthly Israeli Shekel Futures
- \* Monthly Korean Won Futures and Options
- + Monthly: Chinese Renminbi Futures  
and Options, Chinese Renminbi/Euro  
Futures and Options, Chinese Renminbi/  
Japanese Yen Futures and Options
- ⚡ Delivery Mexican Peso Futures
- △ Delivery South African Rand Futures
- ⚡ Delivery Israeli Shekel Futures
- \* Monthly Brazilian Real Futures and Options

## MARCH 2008

MONTH CODE: H

SUN	MON	TUE	WED	THU	FRI	SAT
						<b>1</b>
<b>2</b>	<b>3</b> 63/303	<b>4</b> 64/302  Bank of Canada	<b>5</b> 65/301  Factory Orders	<b>6</b> * 66/300  Unemployment Claims  ECB Meeting	<b>7</b> ♦ ▼ ★ ○ 67/299  Employment	<b>8</b>
<b>9</b>	<b>10</b> 70/296	<b>11</b> 71/295  International Trade	<b>12</b> 72/294	<b>13</b> * 73/293  Retail Sales  Unemployment Claims	<b>14</b> ▲ 74/292  CPI	<b>15</b>
<b>16</b>	<b>17</b> ♦ + □ ○ * 77/289 Industrial Production and Capacity Utilization	<b>18</b> ● + 78/288 Housing Starts PPI FOMC Meeting	<b>19</b> □ 79/287	<b>20</b> ▲ * 80/286  Unemployment Claims	<b>21</b> ◇ 81/285	<b>22</b>
<b>23</b>	<b>24</b> 84/282	<b>25</b> 85/281  Consumer Confidence	<b>26</b> 86/280  New Home Sales  Durable Goods	<b>27</b> * 87/279  GDP Unemployment Claims ECB Meeting	<b>28</b> ▲ 88/278  Personal Income	<b>29</b>
<b>30</b>	<b>31</b> * 91/275 Purchasing Mgrs of Chicago (PMI)					

Information from public sources. CME Group is not responsible for its accuracy or any changes.

- ◇ CME Group Holiday
- Delivery Currency Futures
- ▲ Weekly Currency Options
- \* Weekly Israeli Shekel Options
- ◆ Monthly Mexican Peso Futures  
Monthly South African Rand Futures
- ✦ Monthly Israeli Shekel Futures
- ☀ Monthly Israeli Shekel Options
- Quarterly Currency Options
- ❖ Monthly Mexican Peso Options  
Monthly South African Rand Options
- ▽ Weekly Brazilian Real Options
- ★ Weekly Russian Ruble Options
- Quarterly Russian Ruble Futures and Options
- ✧ Monthly Brazilian Real Futures and Options
- Quarterly Canadian Dollar Futures
- ✧ Monthly Korean Won Futures and Options
- + Monthly: Chinese Renminbi Futures and Options, Chinese Renminbi/Euro Futures and Options, Chinese Renminbi/Japanese Yen Futures and Options
- Quarterly: Australian Dollar Futures, British Pound Futures, Czech Koruna Futures, Euro FX Futures, Hungarian Forint Futures, Japanese Yen Futures, New Zealand Dollar Futures, Norwegian Krone Futures, Polish Zloty Futures, Swedish Krona Futures, Swiss Franc Futures, E-mini Euro FX Futures, E-mini Japanese Yen Futures, Cross Rate Futures, CME\$INDEX Futures

## APRIL 2008

MONTH CODE: J

SUN	MON	TUE	WED	THU	FRI	SAT
		<b>1</b> 92/274	<b>2</b> 93/273  Factory Orders	<b>3</b> ☀ 94/272  Unemployment Claims	<b>4</b> ⚡ ⚡ ▽ 95/271  Employment	<b>5</b>
<b>6</b>	<b>7</b> 98/268	<b>8</b> 99/267	<b>9</b> 100/266	<b>10</b> * 101/265 International Trade Unemployment Claims ECB Meeting	<b>11</b> ▲ 102/264	<b>12</b>
<b>13</b>	<b>14</b> ♦ ♦ ♦ 105/261  Retail Sales	<b>15</b> + 106/260  PPI	<b>16</b> ⚡ ⚡ ⚡ 107/259 Housing Starts CPI Industrial Production and Capacity Utilization	<b>17</b> * 108/258  Unemployment Claims	<b>18</b> ▲ 109/257	<b>19</b>
<b>20</b>	<b>21</b> 112/254	<b>22</b> 113/253 Consumer Confidence  Bank of Canada	<b>23</b> 114/252	<b>24</b> * 115/251 New Home Sales Durable Goods Unemployment Claims ECB Meeting	<b>25</b> ▲ 116/250	<b>26</b>
<b>27</b>	<b>28</b> 119/247	<b>29</b> 120/246  FOMC Meeting	<b>30</b> * 121/245 GDP FOMC Meeting Purchasing Mgrs of Chicago (PMI)			

Information from public sources. CME Group is not responsible for its accuracy or any changes.

- ▲ Weekly Currency Options
- \* Weekly Israeli Shekel Options
- ☀ Monthly Israeli Shekel Options
- ⚡ Serial Currency Options
- ♦ Monthly Mexican Peso Futures  
Monthly South African Rand Futures
- ▽ Weekly Brazilian Real Options
- ⚡ Monthly Mexican Peso Options  
Monthly South African Rand Options
- ⚡ Monthly Israeli Shekel Futures
- \* Monthly Korean Won Futures and Options
- ⊕ Monthly: Chinese Renminbi Futures and Options, Chinese Renminbi/Euro Futures and Options, Chinese Renminbi/Japanese Yen Futures and Options
- ⚡ Delivery Mexican Peso Futures
- △ Delivery South African Rand Futures
- ⚡ Delivery Israeli Shekel Futures
- \* Monthly Brazilian Real Futures and Options



## MAY 2008

MONTH CODE: K

SUN	MON	TUE	WED	THU	FRI	SAT
				<b>1</b> * 122/244  Personal Income  Unemployment Claims	<b>2</b> ▲ 123/243  Factory Orders  Employment	<b>3</b>
<b>4</b>	<b>5</b> 126/240	<b>6</b> 127/239	<b>7</b> 128/238	<b>8</b> ● 129/237  Unemployment Claims  ECB Meeting	<b>9</b> ⚡ ⚡ ▽ 130/236  International Trade	<b>10</b>
<b>11</b>	<b>12</b> 133/233	<b>13</b> 134/232  Retail Sales	<b>14</b> 135/231  CPI	<b>15</b> * 136/230 135/231 Industrial Production and Capacity Utilization Unemployment Claims	<b>16</b> ▲ 137/229  Housing Starts	<b>17</b>
<b>18</b>	<b>19</b> ◆ ⚡ * 140/226	<b>20</b> + 141/225  PPI	<b>21</b> ⚡ ▲ ● 142/224  ECB Meeting	<b>22</b> * 143/223  Unemployment Claims	<b>23</b> ▲ 144/222	<b>24</b>
<b>25</b>	<b>26</b> ◇ 147/219	<b>27</b> 148/218 New Home Sales  Consumer Confidence	<b>28</b> 149/217  Durable Goods	<b>29</b> * 150/216  GDP  Unemployment Claims	<b>30</b> ▲ * 151/215 Personal Income  Purchasing Mrgs of Chicago (PMI)	<b>31</b>

Information from public sources. CME Group is not responsible for its accuracy or any changes.

- ◇ CME Group Holiday
- ▲ Weekly Currency Options
- ▽ Weekly Brazilian Real Options
- ⚡ Serial Currency Options
- \* Weekly Israeli Shekel Options
- Monthly Israeli Shekel Options
- ◆ Monthly Mexican Peso Options
- ◆ Monthly South African Rand Options
- + Monthly: Chinese Renminbi Futures and Options, Chinese Renminbi/Euro Futures and Options, Chinese Renminbi/Japanese Yen Futures and Options
- ◆ Monthly Mexican Peso Futures
- ◆ Monthly South African Rand Futures
- ⚡ Monthly Israeli Shekel Futures
- \* Monthly Korean Won Futures and Options
- ◆ Delivery Mexican Peso Futures
- △ Delivery South African Rand Futures
- Delivery Israeli Shekel Futures
- \* Monthly Brazilian Real Futures and Options

## JUNE 2008

MONTH CODE: M

SUN	MON	TUE	WED	THU	FRI	SAT
<b>1</b>	<b>2</b> 154/212	<b>3</b> 155/211  Factory Orders	<b>4</b> 156/210	<b>5</b> ☀ 157/209  Unemployment Claims  ECB Meeting	<b>6</b> ✖ ✧ ▽ ★ 158/208  Employment	<b>7</b>
<b>8</b>	<b>9</b> 161/205	<b>10</b> 162/204  International Trade  Bank of Canada	<b>11</b> 163/203	<b>12</b> * 164/202  Retail Sales  Unemployment Claims	<b>13</b> ▲ 165/201  CPI	<b>14</b>
<b>15</b>	<b>16</b> □ ✧ ○ ✖ * 168/198	<b>17</b> ● + 169/197 Housing Starts PPI Industrial Production and Capacity Utilization	<b>18</b> □ 170/196	<b>19</b> * 171/195  Unemployment Claims ECB Meeting	<b>20</b> ▲ 172/194	<b>21</b>
<b>22</b>	<b>23</b> 175/191	<b>24</b> 176/190  FOMC Meeting  Consumer Confidence	<b>25</b> 177/189  New Home Sales Durable Goods FOMC Meeting	<b>26</b> * 178/188  GDP  Unemployment Claims	<b>27</b> ▲ 179/187  Personal Income	<b>28</b>
<b>29</b>	<b>30</b> * 182/184  Purchasing Mgrs of Chicago (PMI)					

Information from public sources. CME Group is not responsible for its accuracy or any changes.

- Delivery Currency Futures
- ▲ Weekly Currency Options
- \* Weekly Israeli Shekel Options
- ☀ Monthly Israeli Shekel Options
- ✖ Quarterly Currency Options
- ✧ Monthly Mexican Peso Options
- ▽ Monthly South African Rand Options
- ★ Weekly Brazilian Real Options
- Quarterly Russian Ruble Futures and Options
- ◆ Monthly Mexican Peso Futures
- Monthly South African Rand Futures
- ✧ Monthly Israeli Shekel Futures
- \* Monthly Korean Won Futures and Options
- Quarterly Canadian Dollar Futures
- + Monthly: Chinese Renminbi Futures and Options, Chinese Renminbi/Euro Futures and Options, Chinese Renminbi/Japanese Yen Futures and Options
- ✧ Monthly Brazilian Real Futures and Options
- Quarterly: Australian Dollar Futures, British Pound Futures, Czech Koruna Futures, Euro FX Futures, Hungarian Forint Futures, Japanese Yen Futures, New Zealand Dollar Futures, Norwegian Krone Futures, Polish Zloty Futures, Swedish Krona Futures, Swiss Franc Futures, E-mini Euro FX Futures, E-mini Japanese Yen Futures, Cross Rate Futures, CME\$INDEX Futures

## JULY 2008

MONTH CODE: N

SUN	MON	TUE	WED	THU	FRI	SAT
		<b>1</b> 183/183	<b>2</b> 184/182	<b>3</b> ☀️ ⚡️ ⚡️ ⚡️ ▽ 185/181 Employment Unemployment Claims ECB Meeting	<b>4</b> ◇ 186/180	<b>5</b>
<b>6</b>	<b>7</b> 189/177	<b>8</b> 190/176	<b>9</b> 191/175	<b>10</b> * 192/174 Unemployment Claims	<b>11</b> ▲ 193/173 International Trade	<b>12</b>
<b>13</b>	<b>14</b> ◆ ⚡️ ⚡️ * 196/170	<b>15</b> + 197/169 Retail Sales  PPI  Bank of Canada	<b>16</b> ⚡️ ▲ ⚡️ * 198/168 CPI Industrial Production and Capacity Utilization	<b>17</b> * 199/167 Housing Starts Unemployment Claims ECB Meeting	<b>18</b> ▲ 200/166	<b>19</b>
<b>20</b>	<b>21</b> 203/163	<b>22</b> 204/162	<b>23</b> 205/161	<b>24</b> * 206/160 Unemployment Claims	<b>25</b> ▲ 207/159 New Home Sales  Durable Goods	<b>26</b>
<b>27</b>	<b>28</b> 210/156	<b>29</b> 211/155  Consumer Confidence	<b>30</b> 212/154	<b>31</b> * * 213/153 GDP Unemployment Claims Purchasing Mgrs of Chicago (PMI)		

Information from public sources. CME Group is not responsible for its accuracy or any changes.

- ◇ CME Group Holiday
- \* Weekly Israeli Shekel Options
- ▲ Weekly Currency Options
- ☀️ Monthly Israeli Shekel Options
- ⚡️ Serial Currency Options
- ⚡️ Monthly Mexican Peso Options
- ⚡️ Monthly South African Rand Options
- ▽ Weekly Brazilian Real Options
- ◆ Monthly Mexican Peso Futures
- ◆ Monthly South African Rand Futures
- ⚡️ Monthly Israeli Shekel Futures
- \* Monthly Korean Won Futures and Options
- + Monthly: Chinese Renminbi Futures and Options, Chinese Renminbi/Euro Futures and Options, Chinese Renminbi/Japanese Yen Futures and Options
- ⚡️ Delivery Mexican Peso Futures
- ▲ Delivery South African Rand Futures
- ⚡️ Delivery Israeli Shekel Futures
- \* Monthly Brazilian Real Futures and Options

## AUGUST 2008

MONTH CODE: Q

SUN	MON	TUE	WED	THU	FRI	SAT
					<b>1</b> ▲ 214/152  Employment	<b>2</b>
<b>3</b>	<b>4</b> 217/149  Factory Orders  Personal Income	<b>5</b> 218/148  FOMC Meeting	<b>6</b> 219/147	<b>7</b> ☀ 220/146  Unemployment Claims  ECB Meeting	<b>8</b> ⚡ ⚡ ▽ 221/145	<b>9</b>
<b>10</b>	<b>11</b> 224/142	<b>12</b> 225/141  International Trade	<b>13</b> 226/140  Retail Sales	<b>14</b> * 227/139  CPI  Unemployment Claims	<b>15</b> ▲ 228/138  Industrial Production and Capacity Utilization	<b>16</b>
<b>17</b>	<b>18</b> ⚡ ⚡ ⚡ 231/135	<b>19</b> + 232/134  Housing Starts  PPI	<b>20</b> ⚡ ⚡ ⚡ 233/133	<b>21</b> * 234/132  Unemployment Claims	<b>22</b> ▲ 235/131	<b>23</b>
<b>24</b>	<b>25</b> 238/128	<b>26</b> 239/127 New Home Sales  Consumer Confidence	<b>27</b> 240/126  Durable Goods	<b>28</b> * 241/125  GDP  Unemployment Claims	<b>29</b> ▲ * 242/124 Personal Income Purchasing Mgrs of Chicago (PMI)	<b>30</b>
<b>31</b>						

- ▲ Weekly Currency Options
- \* Weekly Israeli Shekel Options
- ☀ Monthly Israeli Shekel Options
- ⚡ Serial Currency Options
- ⚡ Monthly Mexican Peso Options  
Monthly South African Rand Options
- ▽ Weekly Brazilian Real Options
- ◆ Monthly Mexican Peso Futures  
Monthly South African Rand Futures
- ⚡ Monthly Israeli Shekel Futures
- ⚡ Monthly Korean Won Futures and Options
- ⊕ Monthly: Chinese Renminbi Futures and Options, Chinese Renminbi/Euro Futures and Options, Chinese Renminbi/Japanese Yen Futures and Options
- ⚡ Delivery Mexican Peso Futures
- △ Delivery South African Rand Futures
- ⚡ Delivery Israeli Shekel Futures
- ⚡ Monthly Brazilian Real Futures and Options

## SEPTEMBER 2008

MONTH CODE: U

SUN	MON	TUE	WED	THU	FRI	SAT
	<b>1</b> ◇ 245/121	<b>2</b> 246/120	<b>3</b> 247/119	<b>4</b> ☀ 248/118 Unemployment Claims Bank of Canada ECB Meeting	<b>5</b> ☉ ✦ ▽ ★ 249/117 Employment	<b>6</b>
<b>7</b>	<b>8</b> 252/114	<b>9</b> 253/113	<b>10</b> 254/112	<b>11</b> * 255/111 International Trade Unemployment Claims	<b>12</b> ▲ 256/110 Retail Sales PPI	<b>13</b>
<b>14</b>	<b>15</b> □ ✦ ✦ ✦ ○ 259/107 Industrial Production and Capacity Utilization	<b>16</b> ● + 260/106 CPI FOMC Meeting	<b>17</b> □ 261/105 Housing Starts	<b>18</b> * 262/104 Unemployment Claims ECB Meeting	<b>19</b> ▲ 263/103	<b>20</b>
<b>21</b>	<b>22</b> 266/100	<b>23</b> 267/99	<b>24</b> 268/98	<b>25</b> * 269/97 New Home Sales Durable Goods Unemployment Claims	<b>26</b> ▲ 270/96 GDP	<b>27</b>
<b>28</b>	<b>29</b> 273/93 Personal Income	<b>30</b> * 274/92 Purchasing Mgrs of Chicago (PMI) Consumer Confidence				

Information from public sources. CME Group is not responsible for its accuracy or any changes.

- ◇ CME Group Holiday
- ☀ Monthly Israeli Shekel Options
- Delivery Currency Futures
- ▲ Weekly Currency Options
- ★ Weekly Russian Ruble Options
- ▽ Weekly Brazilian Real Options
- ◆ Monthly Mexican Peso Futures  
Monthly South African Rand Futures
- ✦ Monthly Mexican Peso Options  
Monthly South African Rand Options
- ✦ Monthly Brazilian Real Futures and Options
- ☉ Quarterly Currency Options
- Quarterly Canadian Dollar Futures
- \* Weekly Israeli Shekel Options
- ✦ Monthly Israeli Shekel Futures
- + Monthly: Chinese Renminbi Futures and Options, Chinese Renminbi/Euro Futures and Options, Chinese Renminbi/Japanese Yen Futures and Options
- Quarterly Russian Ruble Futures and Options
- ✦ Monthly Korean Won Futures and Options
- Quarterly: Australian Dollar Futures, British Pound Futures, Czech Koruna Futures, Euro FX Futures, Hungarian Forint Futures, Japanese Yen Futures, New Zealand Dollar Futures, Norwegian Krone Futures, Polish Zloty Futures, Swedish Krona Futures, Swiss Franc Futures, E-mini Euro FX Futures, E-mini Japanese Yen Futures, Cross Rate Futures, CME\$INDEX Futures

## OCTOBER 2008

MONTH CODE: V

SUN	MON	TUE	WED	THU	FRI	SAT
			<b>1</b> 275/91	<b>2</b> ☀ 276/90 Factory Orders Unemployment Claims ECB Meeting	<b>3</b> ⚡ ⚡ ▽ 277/89 Employment	<b>4</b>
<b>5</b>	<b>6</b> 280/86	<b>7</b> 281/85	<b>8</b> 282/84	<b>9</b> * 283/83 Unemployment Claims	<b>10</b> ▲ ◆ ⚡ * 284/82 International Trade	<b>11</b>
<b>12</b>	<b>13</b> ☀ 287/79	<b>14</b> ▽ + 288/78	<b>15</b> ◆ ▲ * 289/77 Retail Sales PPI	<b>16</b> * 290/76 CPI Industrial Production and Capacity Utilization Unemployment Claims	<b>17</b> ▲ 291/75 Housing Starts	<b>18</b>
<b>19</b>	<b>20</b> 294/72	<b>21</b> 295/71 Bank of Canada	<b>22</b> 296/70	<b>23</b> * 297/69 Unemployment Claims ECB Meeting	<b>24</b> ▲ 298/68	<b>25</b>
<b>26</b>	<b>27</b> 301/65 New Home Sales	<b>28</b> 302/64 FOMC Meeting Consumer Confidence	<b>29</b> 303/63 Durable Goods FOMC Meeting	<b>30</b> * 304/62 GDP Unemployment Claims	<b>31</b> * 305/61 Personal Income Purchasing Mrgs of Chicago (PMI)	

Information from public sources. CME Group is not responsible for its accuracy or any changes.

- ⚡ Delivery Mexican Peso Futures
- ▲ Delivery South African Rand Futures
- ▲ Weekly Currency Options
- ▽ Weekly Brazilian Real Options
- \* Weekly Israeli Shekel Options
- ☀ Monthly Israeli Shekel Options
- ⚡ Serial Currency Options
- \* Delivery Israeli Shekel Futures
- ⚡ Monthly Israeli Shekel Futures
- ◆ Monthly Mexican Peso Futures
- ◆ Monthly South African Rand Futures
- ⚡ Monthly Mexican Peso Options
- ◆ Monthly South African Rand Options
- \* Monthly Brazilian Real Futures and Options
- ⚡ Monthly Korean Won Futures and Options
- + Monthly: Chinese Renminbi Futures and Options, Chinese Renminbi/Euro Futures and Options, Chinese Renminbi/Japanese Yen Futures and Options
- ☀ Currencies and Interest Rates – closed
- ☀ Agriculturals and Equities – normal day

## NOVEMBER 2008

MONTH CODE: X

SUN	MON	TUE	WED	THU	FRI	SAT
						1
2	3 308/58	4 309/57	5 310/56	6 311/55 Unemployment Claims ECB Meeting	7 312/54 Employment	8
9	10 315/51	11 316/50	12 317/49	13 318/48 International Trade Unemployment Claims	14 319/47 Retail Sales	15
16	17 322/44 Industrial Production and Capacity Utilization	18 323/43 PPI	19 324/42 Housing Starts CPI	20 325/41 Unemployment Claims ECB Meeting	21 326/40	22
23	24 329/37	25 330/36 GDP Purchasing Mgrs of Chicago (PMI)	26 331/35 New Home Sales Durable Goods Personal Income Unemployment Claims	27 332/34	28 333/33	29
30						

Information from public sources. CME Group is not responsible for its accuracy or any changes.

- ◇ CME Group Holiday
- ▲ Weekly Currency Options
- ⊕ Serial Currency Options
- ☀ Monthly Israeli Shekel Options
- ❖ Monthly Mexican Peso Options  
Monthly South African Rand Options
- ▽ Weekly Brazilian Real Options
- ◆ Monthly Mexican Peso Futures  
Monthly South African Rand Futures
- \* Weekly Israeli Shekel Options
- ❖ Monthly Israeli Shekel Futures
- \* Monthly Korean Won Futures and Options
- + Monthly: Chinese Renminbi Futures and Options, Chinese Renminbi/Euro Futures and Options, Chinese Renminbi/Japanese Yen Futures and Options
- ❖ Delivery Mexican Peso Futures
- △ Delivery South African Rand Futures
- ☀ Delivery Israeli Shekel Futures
- \* Monthly Brazilian Real Futures and Options
- ☀ Currencies and Interest Rates – closed  
Agriculturals and Equities – normal day

## DECEMBER 2008

MONTH CODE: Z

SUN	MON	TUE	WED	THU	FRI	SAT
	<b>1</b> 336/30	<b>2</b> 337/29	<b>3</b> 338/28	<b>4</b> ☀ 339/27 Factory Orders Unemployment Claims ECB Meeting	<b>5</b> ☉ ✦ ▼ ★ 340/26 Employment	<b>6</b>
<b>7</b>	<b>8</b> 343/23	<b>9</b> 344/22 Bank of Canada	<b>10</b> 345/21	<b>11</b> * 346/20 International Trade Unemployment Claims	<b>12</b> ▲ 347/19 Retail Sales PPI	<b>13</b>
<b>14</b>	<b>15</b> ◊ ✦ ✦ ✦ ✦ ◯ 350/16 Industrial Production and Capacity Utilization	<b>16</b> ● + 351/15 Housing Starts CPI FOMC Meeting	<b>17</b> ◻ 352/14	<b>18</b> * 353/13 Unemployment Claims ECB Meeting	<b>19</b> ▲ 354/12	<b>20</b>
<b>21</b>	<b>22</b> 357/9	<b>23</b> 358/8 New Home Sales GDP	<b>24</b> * 359/7 Durable Goods Personal Income Unemployment Claims	<b>25</b> ◊ 360/6	<b>26</b> ▲ 361/5	<b>27</b>
<b>28</b>	<b>29</b> 364/2	<b>30</b> 365/1 Purchasin Mgrs of Chicago (PMI) Consumer Confidence	<b>31</b> * 366/0			

- ◊ CME Group Holiday
- ◻ Delivery Currency Futures
- ▲ Weekly Currency Options
- \* Monthly Brazilian Real Futures and Options
- \* Weekly Israeli Shekel Options
- ☉ Quarterly Currency Options
- ✦ Monthly Mexican Peso Options  
Monthly South African Rand Options
- ▼ Weekly Brazilian Real Options
- ★ Weekly Russian Ruble Options
- ◯ Quarterly Russian Ruble Futures and Options
- ◆ Monthly Mexican Peso Futures  
Monthly South African Rand Futures
- ✦ Monthly Israeli Shekel Futures
- ☀ Monthly Israeli Shekel Options
- \* Monthly Korean Won Futures and Options
- Quarterly Canadian Dollar Futures
- + Monthly: Chinese Renminbi Futures  
and Options, Chinese Renminbi/Euro  
Futures and Options, Chinese Renminbi/  
Japanese Yen Futures and Options
- ◻ Quarterly: Australian Dollar Futures, British  
Pound Futures, Czech Koruna Futures, Euro FX  
Futures, Hungarian Forint Futures, Japanese  
Yen Futures, New Zealand Dollar Futures,  
Norwegian Krone Futures, Polish Zloty Futures,  
Swedish Krona Futures, Swiss Franc Futures,  
E-mini Euro FX Futures, E-mini Japanese Yen  
Futures, Cross Rate Futures, CME \$INDEX Futures



# QUOTE VENDOR SYMBOLS

## CUSTOMER SERVICE NUMBERS

---

CME Group Quote Data Services. . . . .	1 312 634 8395
Bloomberg. . . . .	1 609 279 4110
CQG Inc. . . . .	1 800 525 1085
Data Transmission Network. . . . .	1 800 779 5000
E-Signal/BMI. . . . .	1 800 762 7538
Hyperfeed. . . . .	1 800 778 0445
Thomson Financial (ILX Systems). . . . .	1 800 225 5459
Reuters/Bridge/Telerate . . . . .	1 800 325 4357
S&P Comstock. . . . .	1 914 381 7000
Track Data. . . . .	1 212 612 2100
TradeStation. . . . .	1 800 556 2022

## QUOTE VENDOR CONTACT INFORMATION

CME Group Quote Data Services	1 312 634 8395
Bloomberg	1 609 279 4110
CQG Inc.	1 800 525 1085

CME Group FX	CME GROUP TICKER SYMBOLS	
	Pit	CME Globex
Australian Dollar	AD	6A
Australian Dollar/Canadian Dollar	*	ACD
Australian Dollar/Japanese Yen	*	AJY
Australian Dollar/New Zealand Dollar	*	ANE
Brazilian Real	BR	6L
British Pound	BP	6B
British Pound/Japanese Yen	*	PJY
British Pound/Swiss Franc	*	PSF
Canadian Dollar	CD	6C
Canadian Dollar/Japanese Yen	*	CJY
Chinese Renminbi	*	RMB
Chinese Renminbi/Euro	*	RME
Chinese Renminbi/Japanese Yen	*	RMY
Chinese Renminbi/U.S. Dollar	*	*
CME\$INDEX	USX	USD
Czech Koruna	CKO	CZK
E-mini Japanese Yen	*	J7
E-mini Euro FX	*	E7
Euro FX	EC	6E
EuroFX/Australian Dollar	*	EAD
Euro FX/British Pound	*	RP
EuroFX/Canadian Dollar	*	ECD
EuroFX/Czech Koruna	ECZ	ECK
EuroFX/Hungarian Forint	EHU	EHF
Euro FX/Japanese Yen	*	RY
EuroFX/Norwegian Krone	*	ENK
EuroFX/Polish Zloty	EPL	EPZ*
EuroFX/Swedish Krona	*	ESK
Euro FX/Swiss Franc	*	RF
Hungarian Forint	HFO	HUF
Israeli Shekel	*	ILS
Japanese Yen	JY	6J
Korean Won	*	KRW
Mexican Peso	MP	6M
New Zealand Dollar	NE	6N
Norwegian Krone-NKr	*	NOK
Polish Zloty	PLZ	PLN
Russian Ruble	RU	6R
South African Rand	RA	6Z
Swedish Krona-SKr	*	SEK
Swiss Franc	SF	6S
Swiss Franc/Japanese Yen	*	SJY

## TRADING HOURS CT

CME Globex Platform:

Sunday/holiday openings 3:00 p.m.  
weekday openings 5:00 p.m.; all closings 4:00 p.m.

Open Outcry:

7:20 a.m. – 2:00 p.m. Monday through Friday

BLOOMBERG		CQG INC.	
Pit	CME Globex	Pit	CME Globex
ADA<currency>	GADA<currency>	DA	DA
*	ACA<currency>	*	AC
*	AJA<currency>	*	AJY
*	ANA<currency>	*	ANE
BRA<currency>	GBRA<currency>	*	BR
BPA<currency>	GBPA<currency>	BP	BP6
*	PJA<currency>	*	PJY
*	PSA<currency>	*	PSF
CDA<currency>	GCDA<currency>	CA	CA6
CYA<currency>	CYA<currency>	*	CJY
*	DOA<currency>	*	RMB
*	DPA<currency>	*	RME
*	DNA<currency>	*	RMY
*	*	*	*
GJA<index>	GGJA<currency>	USX	USX
*	*	*CKO	GCZK
*	JEA<currency>	*	EJY
*	EEA<currency>	*	EEU
ECA<currency>	GECA<currency>	*	EU6
*	EAA<currency>	*	EAD
*	RPA<currency>	*	EB
*	CAA<currency>	*	ECD
*	*	ECZ	GECK
*	*	EHU	GEHF
*	RYA<currency>	*	YR
*	ENA<currency>	*	ENK
*	*	EPL	GEPZ
*	EWA<currency>	*	ESK
*	RFA<currency>	*	FR
*	*	HFO	GHUF
*	ISA<currency>	*	ILS
JYA<currency>	GJYA<currency>	JY	JY6
*	KOA<currency>	*	KRW
PEA<currency>	GPEA<currency>	MX	MX6
NVA<currency>	GNVA<currency>	NE	NE6
*	NOA<currency>	*	NK6
*	*	PLZ	GPLN
RUA<currency>	GRUA<currency>	RU	RU6
RAA<currency>	GRAA<currency>	RA	SA6
*	SEA<currency>	*	SK6
SFA<currency>	GSFA<currency>	SF	SF6
*	SJA<currency>	*	SJY

\* No symbol offered for this contract

## QUOTE VENDOR CONTACT INFORMATION

Data Transmission Network	1 800 779 5000
E-Signal/BMI	1 800 762 7538
Hyperfeed	1 800 778 0445

CME Group FX	DATA TRANSMISSION NETWORK	
	Pit	CME Globex
Australian Dollar	AD.P	AD
Australian Dollar/Canadian Dollar	*	ACD
Australian Dollar/Japanese Yen	*	@AJY
Australian Dollar/New Zealand Dollar	*	ANE
Brazilian Real	BR.P	BR
British Pound	BP.P	BP
British Pound/Japanese Yen	*	PJY
British Pound/Swiss Franc	*	PSF
Canadian Dollar	CD.P	CD
Canadian Dollar/Japanese Yen	*	CJY
Chinese Renminbi	*	*
Chinese Renminbi/Euro	*	RME
Chinese Renminbi/Japanese Yen	*	RMY
Chinese Renminbi/U.S. Dollar	*	*
CME\$INDEX	USX.P	USX
Czech Koruna	CKO.P	CKO
E-mini Japanese Yen	*	J7
E-mini Euro FX	*	E7
Euro FX	EC.P	EC
EuroFX/Australian Dollar	*	EAD
Euro FX/British Pound	RP.P	RP
EuroFX/Canadian Dollar	*	ECD
EuroFX/Czech Koruna	ECZ.P	ECZ
EuroFX/Hungarian Forint	EHU.P	EHU
Euro FX/Japanese Yen	RY.P	RY
EuroFX/Norwegian Krone	*	ENK
EuroFX/Polish Zloty	EPL.P	EPL
EuroFX/Swedish Krona	*	ESK
Euro FX/Swiss Franc	RF.P	RF
Hungarian Forint	HFO.P	HFO
Israeli Shekel	*	*
Japanese Yen	JY.P	JY
Korean Won	*	@KRW
Mexican Peso	MP1.P	MP1
New Zealand Dollar	NE1.P	NE
Norwegian Krone-NKr	*	*
Polish Zloty	PLZ.P	PLZ
Russian Ruble	RU.P	RU
South African Rand	RA.P	RA
Swedish Krona-SKr	*	SEK
Swiss Franc	SF.P	SF
Swiss Franc/Japanese Yen	*	SJY

**TRADING HOURS CT**

CME Globex Platform:

 Sunday/holiday openings 3:00 p.m.  
 weekday openings 5:00 p.m.; all closings 4:00 p.m.

Open Outcry:

7:20 a.m. – 2:00 p.m. Monday through Friday

E-SIGNAL & E-SIGNAL/BMI		HYPERFEED	
Pit	CME Globex	Pit	CME Globex
AD	6A	/ADym	/VAymG
*	QH	*	/AKym
*	QD	*	/AYym
*	QZ	*	/AEym
BR	6L	/BRym	/VLymG
BP	6B	/BPym	/VBymG
*	QY	*	/PWym
*	QP	*	/BSym
CD	6C	/CDym	/VCymG
*	QD	/CYym	/CYym
*	RMB	*	*
*	RME	*	*
*	RMY	*	*
*	*	*	*
UX	UD	/XUym	/XVymG
CKOmy	CZKmy	/WUym	/WTymG
*	ZJ	*	/JAYmG
*	ZE	*	/EQymG
EC	6E	/ECym	/VEymG
*	QA	*	/EAYm
*	RP	*	/RPym
*	QC	*	/ETym
ECZmy	ECKmy	*	*
EHUmy	EHFmy	*	*
*	RY	*	/RYym
*	QI	*	/ENym
EPLmy	EPZmy	*	*
*	QE	*	/GSym
*	RF	*	/RFym
HFOmy	HUFmy	/QZym	/QTymG
*	6I	*	IF
JY	6J	/JYym	/VJymG
*	KRW	*	*
ME	6M	/MPym	/VMymG
NE	6N	/NEym	/WNymG
*	QN	*	/NOym
PLZmy	PLNmy	/YQym	/YTymG
RU	6R	/RUym	/WRymG
RA	6Z	/RAYm	/VZymG
*	QK	*	/KEym
SF	6S	/SFym	/VSymG
*	QF	*	/JZym

\* No symbol offered for this contract

## QUOTE VENDOR CONTACT INFORMATION

Thomson Financial (ILX Systems) 1 800 225 5459  
 Reuters/Bridge/Telerate 1 800 325 4357

CME Group FX	THOMSON FINANCIAL (IXL SYSTEMS)	
	Pit	CME Globex
Australian Dollar	AD	OT
Australian Dollar/Canadian Dollar	*	AP
Australian Dollar/Japanese Yen	*	AR
Australian Dollar/New Zealand Dollar	*	NL
Brazilian Real	BR	RW
British Pound	BP	P.
British Pound/Japanese Yen	*	YB
British Pound/Swiss Franc	*	PM
Canadian Dollar	CD	C.
Canadian Dollar/Japanese Yen	JC	JC
Chinese Renminbi	*	RMB
Chinese Renminbi/Euro	*	RME
Chinese Renminbi/Japanese Yen	*	RMY
Chinese Renminbi/U.S.	*	*
CME\$INDEX	DY	DP
Czech Koruna	CM	CN
E-mini Japanese Yen	*	JX
E-mini Euro FX	*	EX
Euro FX	*	E.
EuroFX/Australian Dollar	*	EA
Euro FX/British Pound	*	RP
EuroFX/Canadian Dollar	*	EV
EuroFX/Czech Koruna	AE	AX
EuroFX/Hungarian Forint	EQ	XM
Euro FX/Japanese Yen	*	RY
EuroFX/Norwegian Krone	*	EN
EuroFX/Polish Zloty	EE	EB
EuroFX/Swedish Krona	*	EZ
Euro FX/Swiss Franc	*	RF
Hungarian Forint	HL	HD
Israeli Shekel	*	LT
Japanese Yen	JY	J.
Korean Won	*	KRW/
Mexican Peso	M.	MU
New Zealand Dollar	NE	NZ
Norwegian Krone-NKr	*	NO
Polish Zloty	PT	PR
Russian Ruble	RU	RV
South African Rand	R.	S.
Swedish Krona-SKr	*	EK
Swiss Franc	SF	SW
Swiss Franc/Japanese Yen	*	SV

**TRADING HOURS CT**

CME Globex Platform:

 Sunday/holiday openings 3:00 p.m.  
 weekday openings 5:00 p.m.; all closings 4:00 p.m.

Open Outcry:

7:20 a.m. – 2:00 p.m. Monday through Friday

REUTERS Pit		REUTERS (BRIDGE) Pit CME Globex		MONEY LINE (TELERATE) Pit CME Globex	
/0#2AD:	0#ADSS:	RAD	GAD	US@AD.1	US@ADG.1
*	0#ACDA:	*	*	*	US@ACD.1
*	0#AJYA:	*	*	*	US@AJY.1
*	0#ANEA:	*	*	*	US@ANE.1
0#2BR:	0#BRSS:	RBR	GBR	US@BR.1	US@BRG.1
0#2BP:	0#BPSS:	RBP	GBP	US@BP.1	US@BPG.1
*	0#PJYA:	*	*	*	US@PJY.1
*	0#PSFA:	*	*	*	US@PSF.1
0#2CD:	0#CDSS:	RCD	GCD	US@CD.1	US@CDG.1
*	0#CJYA:	*	*	*	US@CJY.1
*	0#RMB:	*	RMB	*	*
*	0#RME:	*	REY	*	*
*	0#RMY:	*	RMY	*	*
*	*	*	*	*	*
0#2USX:	0#USD:	RUX	GUX	US@USX.1	US@USD.1
0#2CKO:	0#CZK:	RCKO	GCKO	US@CKO.1	US@CZK.1
*	0#JYNM:	*	*	*	US@EJY.1
*	0#UROM:	*	*	*	US@EEC.1
0#2URO:	0#ECSS:	REC	GEC	US@EC.1	US@ECG.1
*	0#EADA:	*	*	*	US@EAD.1
*	0#RP:	*	*	*	US@RP.1
*	0#ECDA:	*	*	*	US@ECD.1
0#2ECZ:	0#ECK:	RECZ	GECZ	US@ECZ.1	US@ECK.1
0#2EHU:	0#EHF:	REHU	GEHU	US@EHU.1	US@EHF.1
*	0#RY:	*	*	*	US@RY.1
*	0#ENKA:	*	*	*	US@ENK.1
0#2EPL:	0#EPZ:	REPL	GEPL	US@EPL.1	US@EPZ.1
*	0#ESKA:	*	*	*	US@ESK.1
*	0#RF:	*	*	*	US@RF.1
0#2HFO:	0#HUF:	RHFO	GHFO	US@HFO.1	US@HUF.1
*	0#ISR:	*	ILS	*	*
0#2JY:	0#JYSS:	RJY	GJY	US@JY.1	US@JYC.1
*	0#KWR:	*	KRW	*	*
0#2MP:	0#MPSS:	RME	GME	US@MX.1	US@MXG.1
0#2NE:	0#NESS:	RNE	GNE	US@NE.1	US@NEG.1
*	0#NOKA:	*	*	*	US@NOK.1
0#2PLZ:	0#PLN:	RPLZ	GPLZ	US@PLZ.1	US@PLN.1
0#2RU:	0#RUSS:	RRU	GRU	US@RU.1	US@RUG.1
0#2RA:	0#RASS:	RRA	GRA	US@AR.1	US@ARG.1
*	0#SEKA:	*	*	*	US@SEK.1
0#2SF:	0#SFSS:	RSF	GSF	US@SF.1	US@SFG.1
*	0#SJYA:	*	*	*	US@SJY.1

\* No symbol offered for this contract

## QUOTE VENDOR CONTACT INFORMATION

S&amp;P Comstock

1 914 381 7000

Track Data

1 212 612 2100

TradeStation

1 800 556 2022

CME Group FX	S&P COMSTOCK	
	Pit	CME Globex
Australian Dollar	*	*
Australian Dollar/Canadian Dollar	*	VH
Australian Dollar/Japanese Yen	*	XJ
Australian Dollar/New Zealand Dollar	*	WJ
Brazilian Real	*	*
British Pound	*	*
British Pound/Japanese Yen	*	BB
British Pound/Swiss Franc	*	ZH
Canadian Dollar	*	*
Canadian Dollar/Japanese Yen	*	TH
Chinese Renminbi	*	RMB
Chinese Renminbi/Euro	*	RME
Chinese Renminbi/Japanese Yen	*	RMY
Chinese Renminbi/U.S.	*	*
CME\$INDEX	UX	UD
Czech Koruna	ZImy	XWmy
E-mini Japanese Yen	*	JT
E-mini Euro FX	*	EV
Euro FX	*	*
EuroFX/Australian Dollar	*	KJ
Euro FX/British Pound	*	RP
EuroFX/Canadian Dollar	*	QJ
EuroFX/Czech Koruna	ZWmy	XZmy
EuroFX/Hungarian Forint	ZKmy	XYmy
Euro FX/Japanese Yen	*	VY
EuroFX/Norwegian Krone	*	JS
EuroFX/Polish Zloty	ZJmy	XXmy
EuroFX/Swedish Krona	*	IG
Euro FX/Swiss Franc	*	VF
Hungarian Forint	ZEmy	XVmy
Israeli Shekel	*	6I
Japanese Yen	*	*
Korean Won	*	KRW
Mexican Peso	*	*
New Zealand Dollar	*	*
Norwegian Krone-NKr	*	HH
Polish Zloty	ZCmy	XUmy
Russian Ruble	*	*
South African Rand	*	*
Swedish Krona-SKr	*	BH
Swiss Franc	*	*
Swiss Franc/Japanese Yen	*	OB



**TRADING HOURS CT**

CME Globex Platform:

 Sunday/holiday openings 3:00 p.m.  
 weekday openings 5:00 p.m.; all closings 4:00 p.m.

Open Outcry:

7:20 a.m. – 2:00 p.m. Monday through Friday

TRACK DATA		TRADESTATION	
Pit	CME Globex	Pit	CME Globex
AD`	AJ`	AD.P	AD
*	ACD`	*	ACD
*	AJY`	*	AJY
*	ANE`	*	ANE
BR`	AL`	BR.P	BR
BP`	BW`	BP.P	BP
*	PJY`	*	PJY
*	PSF`	*	PSF
CD`	CX`	CD.P	CD
CJY`	CJY`	*	CJY
*	RMB`	*	*
*	RME`	*	RME
*	RMY`	*	RMY
*	*	*	RMB
USX`	USD`	USX.P	USX
CKO`	CZK`	CKO.P	CKO
*	JE`	*	J7
*	EF`	*	E7
*	AQ`	EC.P	EC
*	EAD`	*	EAD
*	ZP`	RP.P	RP
*	ECD`	*	ECD
ECZ`	ECK`	ECZ.P	ECZ
EHU`	EHF`	EHU.P	EHU
*	ZJ`	RY.P	RY
*	ENK`	*	ENK
EPL`	EPZ`	EPL.L	EPL
*	ESK`	*	ESK
*	ZH` `	RF.P	RF
HFO`	HUF`	HFO.P	HFO
*	ILS`	*	*
JY`	AW`	JY.P	JY
*	KRW`	*	KRW
MX`	AY`	MPL.P	MPI
NE`	GW`	NEL.P	NE
*	NOKE`	*	*
PLZ`	PLN`	PLZ.P	PLZ
UR`	GZ`	RU.P	RU
SA`	HE`	RA.P	RA
*	SEK`	*	SEK
SF`	HJ`	SF.P	SF
*	SJY`	*	SJY

\* No symbol offered for this contract

# CONTACT INFORMATION

## CME GROUP GLOBAL FX TEAM

### HEAD OF FX PRODUCTS

Derek Sammann

derek.sammann@cmegroup.com

312 466 7454

### CHICAGO

Scott Brusso

scott.brusso@cmegroup.com

312 930 3133

Mike Hohman

michael.hohman@cmegroup.com

312 930 1773

Craig LeVeille

craig.leveille@cmegroup.com

312 454 5301

Dave Schulz

david.schulz@cmegroup.com

312 930 3426

### LONDON

Andrew Durrant

andrew.durrant@cmegroup.com

+44 207 796 7109

Will Patrick

will.patrick@cmegroup.com

+44 207 796 7122

### SINGAPORE

KC Lam

kc.lam@cmegroup.com

+65 6550 9612

## CME GLOBEX CONTROL CENTER

### UNITED STATES

312 456 2391

### OUTSIDE THE UNITED STATES

+44 20 7623 4708

The Globe Logo, CME®, Chicago Mercantile Exchange®, CME Group™, Globex®, E-equivalents, E-mini and CME\$Index are trademarks of Chicago Mercantile Exchange Inc. CBOT® and the Chicago Board of Trade® are trademarks of the Board of Trade of the City of Chicago.

All other trademarks are the property of their respective owners.

The information within this brochure has been compiled by CME Group for general purposes only. CME Group assumes no responsibility for any errors or omissions. Although every attempt has been made to ensure the accuracy of the information within this brochure, CME Group assumes no responsibility for any errors or omissions. Additionally, all examples in this brochure are hypothetical situations, used for explanation purposes only, and should not be considered investment advice or the results of actual market experience.

All matters pertaining to rules and specifications herein are made subject to and are superseded by official CME, CBOT and CME Group rules. Current rules should be consulted in all cases concerning contract specifications.

Copyright © 2007 CME Group. All rights reserved.



# CME Group

A CME/Chicago Board of Trade Company

## CME GROUP HEADQUARTERS

20 South Wacker Drive  
Chicago, Illinois 60606  
cmegroup.com

## CME GROUP GLOBAL OFFICES

**Chicago**  
312 930 1000  
info@cmegroup.com

**London**  
44 20 7796 7100  
europe@cmegroup.com

**Tokyo**  
81 3 5403 4828  
asiateam@cmegroup.com

**Hong Kong**  
852 3101 7696  
asiateam@cmegroup.com

**Sydney**  
61 2 9231 7475  
asiateam@cmegroup.com

**Washington D.C.**  
312 930 1000  
info@cmegroup.com